
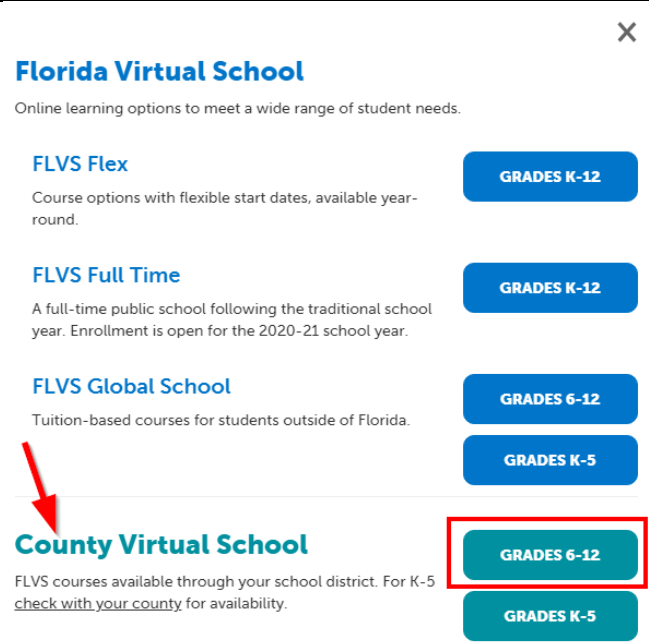


# Register for FLVS Course with My District Virtual School Franchise- New Accounts

During this process, both student and parent should work to complete this registration.

You will need the following information:

1. The student's mailing address, email address, and phone number.
2. The Parent/Guardian's contact information including email address and phone number.

<p>Point your browser to the Florida Virtual School Website.</p>	<p><a href="https://www.flvs.net/">https://www.flvs.net/</a></p>
<p>Click on <b>Enroll</b> from the top menu.</p>	
<p>Choose County Virtual School <b>GRADES 6-12</b>.</p>	

Review the instructions on the webpage to register.

Click on **Enroll**.

#### How to Enroll in your County's Virtual School

We're glad you have decided to enroll in your county's virtual school! The steps below are what you can expect as you go through the enrollment process.

If you ever get stuck or need help, please reach out to your county's virtual school.

Already know the process? [Enroll now](#)



##### Step 1 – Review Requirements

Please review the following requirements prior to signing up for courses.

[+ learn more about requirements](#)

##### Step 2 – Pick Courses

Select your courses in the registration system.

Any courses successfully completed with your county's virtual school will be on your **official academic record** and will not need to be taken again at another school.

Download printable step-by-step registration instructions (PDF).

##### Step 3 – Ensure Courses are Approved

In order to be placed with a teacher and start a course, all courses must be approved!

[+ learn more about approvals](#)

In this step, you will customize your course catalog.

1. **Choose the county you live in.**

1. **Choose the type of student you are.**

The choices are:

**Public School Student**  
Home School Student  
Private School Student  
Charter School Student

Click on **continue**.

Let's customize our catalog for you!

County

1 Choose your county

Student type

2 Choose your student type

Continue

This is the FLVS Flex 6-12 Course Catalog.

You may scroll down the page to find a course or use the **Search Bar** to search by Subject, Course Name, or Course Code.

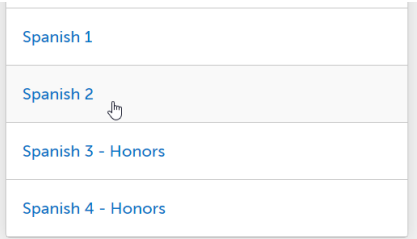
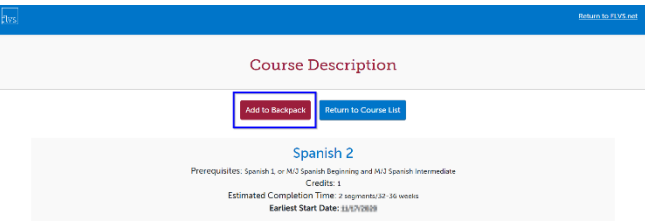
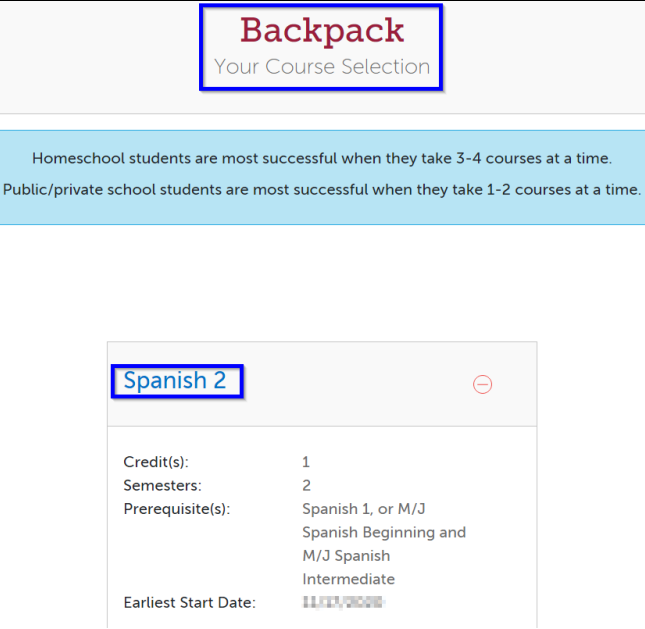

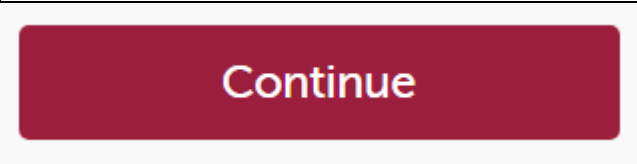
FLVS Flex 6-12 Enrollment

High School Middle School Search Backpack(0)

CORE

ENGLISH/LANGUAGE ARTS	HEALTH / PHYSICAL EDUCATION	MATHEMATICS
English 1	Fitness Lifestyle Design	Algebra 1
English 1 - Honors	Health Opportunities Through Physical Education (HOTE)	Algebra 1 - Honors
English 2	Outdoor Education	Algebra 2
English 2 - Honors	Personal Fitness	Algebra 2 - Honors
English 3		Calculus - Honors

**In this example, we will be looking for Spanish 2.**

<p>Once you locate the course you want to take, click on the course name.</p>	
<p>This page contains all the details about the course including the earliest start date, course description, main topics, and additional information important to know before registering for the course.</p> <p>Click on <b>Add to Backpack</b>.</p>	
<p>The system shows that you have added the course to your Backpack.</p>	
<p>If you need to add additional courses click on <b>Add Courses</b>.</p>	
<p>If you are done adding courses, click on <b>Continue</b>.</p>	

As a new student, you will need to create an account.

## New Student Sign Up Process

This is the first screen of a series of screens that will guide you in setting up your account.

BE SURE TO WRITE DOWN YOUR USERNAME AND PASSWORD.

Anything with an \*asterisk must be completed.

Click on **Continue** when you complete each page.

In the Personal section, please be sure to choose the correct School. If you are a full-time virtual student, please choose your **County Virtual Program** as your School.

In the Demographic section, all questions are required per the Florida Department of Education. Once you answer the question about your race, the question will turn green

New Student?

Create an Account

FLVS [Return to FLVS.net](#)

### Create an Account

Account Information



\* indicates required fields

Login

\* Username:

Username

Username can only contain letters (at least one) and numbers.

\* Password:

Password

\* Confirm Password:

Confirm Password

\* Email:

Email

\* Confirm Email:

Confirm Email

### Personal

* First Name:	* Middle Name:	* Last Name:
First Name	Middle Name	Last Name
Social Security Number:	* Current Grade Level:	* Student Type:
Social Security Number	Choose...	Public School
* District:	* School:	* School Counselor:
Choose...	Choose...	Choose...
<input type="checkbox"/> Student Scholarship?		

### Demographic

* Date of Birth:	* Birth Country:	* Primary Language:	* Gender:
MM/DD/YYYY	Choose...	Choose...	Male Female

\* STUDENT RACE:  
What is your race? (Mark all that apply. At least one is required.)

☐ Black or African American - A person having origins in any of the black racial groups of Africa.

☐ Asian - A person having origins in any of the original peoples of the Far East, Southeast Asia, or the Indian subcontinent, e.g., Cambodia, China, India, Japan, Korea, Malaysia, Pakistan, the Philippine Islands, Thailand, and Vietnam.

☐ American Indian or Alaska Native - A person having origins in any of the original peoples of North and South America (including Central America) and who maintains tribal affiliation or community attachment.

☐ White - A person having origins in any of the original peoples of Europe, the Middle East, or North Africa.

☐ Native Hawaiian or Other Pacific Islander - A person having origins in any of the original peoples of Hawaii, Guam, Samoa, or other Pacific Islands.

\* STUDENT ETHNICITY:  
Are you a person of Cuban, Mexican, Puerto Rican, South or Central American descent?

☐ Yes ☐ No

### Phone

Description:	* Number:	Ext:	Format:	* Type:	
Primary	Description	XXX-XXX-XXXX	XXXX	US International	Choose...

What will we text you?  
Reminders directly from your teacher and FLVS updates or notifications.

\*Please note: standard text messaging rates may apply.

Get texts

In the Phone section, please add all phone numbers that a teacher can use to contact you and your parent/guardian. There is a green plus sign that will allow you to add additional phone numbers. If you indicate that a phone number is a cell phone, you will have the option to opt in to getting text messages.

Once you have completed all information required, please click **Continue**.

Please be sure to have an email address and a phone number for your parent/guardian.

Address

Primary

\* Street Address:

Street Address

\* City:

City

\* Country:

United States

\* State:

Florida

\* Country:

Choose

\* Zip Code:

Zip Code

Description:

Description

+

Add additional addresses using the green plus sign.

## Parent/Guardian Information

Create an Account

\* Indicates required fields

### Personal

* First Name:	Middle Name:	* Last Name:
<input type="text" value="First Name"/>	<input type="text" value="Middle Name"/>	<input type="text" value="Last Name"/>
* Relationship to Student:	* Email:	* Confirm Email:
<input type="text" value="Choose"/>	<input type="text" value="Email"/>	<input type="text" value="Confirm Email"/>

### Phone

Description:	* Number:	Ext:
<input type="text" value="Work"/>	<input type="text" value="333-333-3333"/>	<input type="text" value="1"/>
* Type:	* Preferred Contact Time:	
<input type="text" value="Work"/>	<div style="border: 1px solid #ccc; padding: 5px;"> <input type="text" value="Choose"/> </div> <div style="border: 1px solid #ccc; padding: 5px; margin-top: 5px;"> <input checked="" type="radio"/> Early Morning  <input type="radio"/> Late Morning  <input type="radio"/> Afternoon  <input type="radio"/> Early Evening  <input type="radio"/> Late Evening  <input type="radio"/> Any Time         </div>	

Add a phone number and choose the best time for your teacher to contact your parent/guardian.

In the Address section, you can click the top left corner box to fill in your student address.

When you have completed all information required, click **Continue**.

Now you can review all information provided to make sure that you haven't forgotten anything or made a mistake. If you need to edit a section, please click on the pencil



in that section to correct any information.

Read and Agree to the Student and Parent/Guardian Commitments.

Please read and check the appropriate boxes and click **Submit**.

Address

Use Student Address

\* Street Address:  
Street Address

\* City:  
City

\* Country:  
United States

\* State:  
Florida

\* Zip Code:  
Zip Code

Description:  
Description

Additional Parent/Guardian information can be added once logged into VSA on the Parent/Guardian Profile page.

Continue

Confirm Account Information

Create an Account

1

2

3

4

Student Account Information

Username: @gmail.com Email: @gmail.com

Student Information

First Name: (Required)

Last Name: (Required)

Date of Birth: (Required)

Birth Country: (Required)

Student Schedule: (X)

Student ID: (Required)

Primary Language: English

Gender: M

Phone Number: (Required)

Emergency No. (Required)

Phone Number: (Required)

Student Type: (Required)

Current Grade Level: 4

District: (Required)

School Name: (Required)

School Country: (Required)

Address:  
Address Line 1:  
Address Line 2:  
City:  
State:  
Zip:  
Country:

Parent Information

First Name: (Required)

Last Name: (Required)

Date of Birth: (Required)

Birth Country: (Required)

Primary Language: English

Gender: M

Phone Number: (Required)

Emergency No. (Required)

Phone Number: (Required)

Parent Type: (Required)

Relationship: (Required)

Address:  
Address Line 1:  
Address Line 2:  
City:  
State:  
Zip:  
Country:

Continue

Next, you will take the Survey that FLVS asks all students to take.

Click **Continue** when you are done.

Libs Return to FLVS.net

### Survey

Student: MDVStest Student

Survey   Commitments   Media Release   Register   Enrollment

How did you hear about Florida Virtual School over the last 6 months? (Choose all that apply.)

- ☐ Word of Mouth
- ☐ News Story or Article
- ☐ Printed Ad
- ☐ Community Event or Conference
- ☐ School Counselor
- ☐ Unsure
- ☐ Online Ad

Reasons for taking these classes with Florida Virtual School (FLVS)? (Choose all that apply.)

- ☐ Take courses recommended by parent or school
- ☐ Take courses not available elsewhere
- ☐ Have personalized, one-on-one interaction with a teacher
- ☐ Learn at better pace
- ☐ Try-out school in online setting

Continue

Next, read through the Student and Parent/Guardian Commitments.

Click on the "I agree" box.

Click **Continue** when you are done.

### Commitments

Student: MDVStest Student

Survey   Commitments   Media Release   Register   Enrollment

#### Student Commitments

By clicking the "I Agree" button at the bottom of this page, I agree to submit 100% of my own work, and I commit to Academic Integrity by registering as a student at Florida Virtual School (FLVS). By clicking the "I Agree" button, I also agree to take a proctored exam at any time if requested. I understand that I may be required to have a web camera in order to complete this process. In addition, I agree that for any form of proctoring, I will need a picture ID. I also understand that should I finish the segment in an extremely accelerated pace, I may be subject to additional accountability measures. Failure to comply with the Academic Integrity commitment or refusing to take a proctored exam will be grounds for removal from the FLVS program. Further, I agree to comply with all of the policies and procedures listed in the FLVS district Student Progression Plan and FLVS Code of Conduct/Student Handbook, which is posted on my VSA Student dashboard and at [FLVS.net](https://flvs.net).

I hereby assign to FLVS all right, title and interest in and to all the material I submit to FLVS in conjunction with any course(s) I take with FLVS. All personally identifying information provided to FLVS will be maintained in compliance with the Family Educational Rights and Privacy Act of 1974 (FERPA) and other applicable privacy laws.

Commercial Use of Academic Material: Selling course material to another person, student, entity, and/or uploading to a third-party vendor without the express written permission of FLVS is prohibited. Course materials include, but are not limited to, class notes, instructor's power points, course syllabi, tests, quizzes, labs, instruction sheets, homework, study guides, and handouts.

☒ I agree (Student Only)

#### Parent / Guardian Commitments

As a parent/guardian of the above named student, I authorize the enrollment of the student into the Florida Virtual School (FLVS) program according to the policies and procedures of the Florida Virtual School listed in the FLVS district Student Progression Plan, published at [FLVS.net](https://flvs.net) and the FLVS Student/Parent Handbook, published to my student's VSA dashboard and at [FLVS.net](https://flvs.net). I acknowledge that all personally identifying information provided to FLVS will be maintained in compliance with the Family Educational Rights and Privacy Act of 1974 (FERPA) and other applicable privacy laws.

Next, you will read through the Media Release.

If you agree to the Media Release, the parent/guardian should type their name in the box and click **Continue**.

If you do not agree to the Media Release, unclick the box and click **Continue**.

### Media Release

Student: MDVStest Student

Survey   Commitments   Media Release   Register   Enrollment

Florida Virtual School uses many innovative activities to support student learning. To illustrate these innovative activities, we publish exemplary student stories and work that demonstrate learning in the online environment. Parents are required to complete the form below regarding publication of their student's name, photograph, video, as well as related student work.

I, the undersigned parent or legal guardian of the student named below do hereby consent, authorize, and grant permission to Florida Virtual School, its agents, employees, or duly authorized representatives to publish photographs, video, audio, as well as student work of said student, and do further consent to the publication, circulation and dissemination of said photographs, video, audio, as well as student work, or any duplication or facsimile thereof for any purposes it may deem proper.

In granting such permission, I hereby give to Florida Virtual School all right, title, and interest I may have in the finished pictures, negatives, reproductions or copies, and further waive any and all right to approve the use of such media. I further do waive any right to compensation for the publication or other use of said media and do release Florida Virtual School, its agents, licensees, representatives and assigns from any and all claims of any nature whatsoever arising from their use.

To opt-in to the media release, parents must be present and complete the information below.

To "Opt-in" to the media release, please type your name into the "signed" box at the bottom of this form and click "Continue."  
To "Opt-out" unclick the box and click "Continue."

☒ Opt in to the "Media" release.

I am the parent, legal guardian, or authorized representative of the student, and I represent and warrant that I have the full legal authority to enter into this Agreement. I have read the information regarding the display of student work.

\* Signed:  \* Date:

This next step finalizes your registration. You will choose:

- Which semesters
- Preferred Placement Date (when you would plant to start the course)
- School

Students may only work in virtual courses with MDVS during the 180-day school year unless your district makes an exception.

By selecting MyDistrict Virtual School (MDVS) you are supporting your local school district. As a MDVS student you will follow the district school calendar regarding semester completion.

Click **Continue**.

Next, you will **confirm** any prerequisites for the course chosen, if any.

Register for Courses

Student: MDVStest Student

Step 4 of 5

Survey

Comments

Media Release

Register

Enrollment

+ Add More Courses

Course Name	Credit(s)	Semester	Preferred Placement Date	School	Remove
Spanish 2		<div>Choose ...<div>Semester 1Semester 2All Semesters</div></div>	<div>MM/DD/YYYY</div>	<div><div>Florida Virtual School Flex</div><div>MyDistrict Virtual School</div></div>	

Students are typically placed in their courses and assigned to a teacher within 10 days of their Preferred Placement Date.

Continue

School ?

Florida Virtual School Flex

MyDistrict Virtual School

Confirm Prerequisites

I understand following course(s) has prerequisite(s) and I acknowledge that I have met these requirements.

Spanish 2

Prerequisite(s): Spanish 1, or M/J Spanish Beginning and M/J Spanish Intermediate

Confirm

Cancel



Next, you will confirm your school choice.

Click **Continue**.

## Confirm Your School Choice

You have selected to take your course(s) with  
**MyDistrict Virtual School**

☒ I confirm my selection is correct

ContinueChange Selection

Click on **Submit Enrollment**.

### Submit Enrollment

Student: MDVStest Student  
Step 5 of 5

Survey

Coursework

Media Release

Register

Enrollment

You are almost there! Confirm your courses below and submit to enroll.

Course Name	Credits	Semester	Preferred Placement Date	School
Spanish 2	0.5	1	11/18/2020	MyDistrict Virtual School

Submit Enrollment

Review the Confirmation Page.

flvs

## Next Steps

Enrollment is almost complete

We have received your course enrollment request and are working as fast as we can to get you started. Please review the following information in order to complete your enrollment. Please print this page to reference as your enrollment processes.

### Ensure Courses are Approved

**Public, private, and charter school students:** Your school counselor will need to verify your course selections. FLVS is not able to approve course selections in place of a student's school counselor because FLVS is not the school of record.

**Homeschool students:** Your parent/guardian will need to [Login to FLVS](#) and approve your course selections.

**Parents/Guardians:** Learn more about creating an account at [flvs.net/parent-account](https://flvs.net/parent-account).

### Check Course Status

Once courses have been approved, you will be assigned teachers and placed into your courses. This placement process will begin on the **preferred placement date** you selected during enrollment. Please [Log in to FLVS](#) to check your course status!

### Get Ready... and Go!

After you are placed in your courses, teachers will reach out about scheduling a welcome call, sharing important information about the course and the FLVS experience, and to get to know the student. Please note that you do not need to wait for the welcome call to start working in a course. As soon as you are placed, you have access to begin.

Login to FLVSReturn to FLVS.net

Next, you can click on the button to "Login to FLVS".

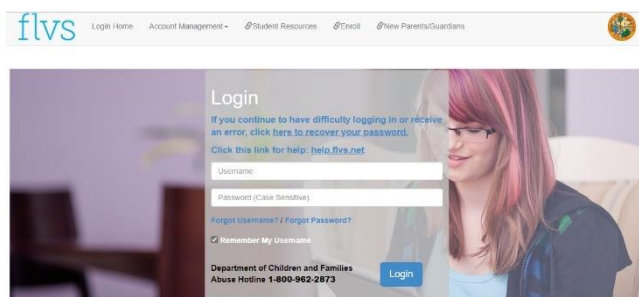
Login to FLVS

Return to FLVS.net

You will use your Username and Password that was created earlier in this process.

Bookmark this site so that you can get to your courses easier:

<https://login.flvs.net/>



The next step is that your school counselor must verify these courses.

- A school counselor will provide verification of those courses for students in public schools by logging into FLVS.



**Congratulations, you have completed the registration process.  
We look forward to working with you as you  
complete your MDVS courses!**