

## Chapter 7

### UNIFORMS, EQUIPMENT, BOOKS, AND PERSONAL APPEARANCE

#### SECTION A--ACCOUNTABILITY, CADET RESPONSIBILITIES, AND GENERAL POLICIES

**7.1. Cadet Uniform.** The AFJROTC cadet uniform is, with only some exceptions, the same one that is worn by active duty Air Force members. Proper wear and maintenance of the uniform by cadets is closely scrutinized by the community and large military service population. Because of the distinctive uniform, you will be quickly recognized throughout the school. Administrators, teachers, staff members, and peers will take note of your attitude, behavior, scholastic performance, and dress and appearance. Your conduct will reflect credit upon you, your parents, the Cadet Corps, West Nassau High School, and the United States Air Force. **Thus, wear it proudly and correctly!** Cadets must keep the uniform clean, neat, and in good condition always, with badges, ribbons, insignia, and other metallic devices properly maintained. **UNIFORM DAY (Blues) FOR FL-955 is TUESDAY!** Only the SASI or ASI will grant exceptions to this policy. All cadets will wear the uniform the entire school day from when the first bell rings until when the final bell rings dismissing West Nassau High School students. Students involved in work study must get an exception to the uniform wear policy from the SASI or wear the uniform as required. **Students are still required to dress out for physical education (PE) on uniform days** unless waived by their PE instructor.

**7.2. Receipt for Uniform, Books, and Other Equipment.** When a cadet is issued uniforms, books, and other course materials, they will sign a Uniform and a Book Issue Receipt form and place their initials beside each issued item. Each item then becomes the property of the cadet who is responsible for its care. If the item is lost or willfully or negligently destroyed, beyond normal wear and tear, the cadet must pay for it at its current **replacement cost**. **The Uniform and a Book Issue Receipt form will contain the replacement costs** for all accountable items. Any item substitution must be authorized by the ASI prior to purchase.

**7.3. Uniform Maintenance.** Cadets will be issued one complete, clean uniform with all accessories and insignia to include an Air Force blue name tag. Cadets will pay to dry clean and launder uniforms during the school year. Service dress, skirts, pants, ties, tabs, flight caps, and windbreakers are DRY CLEAN ONLY.

**7.4. Turn In of Uniform and Other Issued Items.** Cadets will return all items issued, except for shoes and socks, or pay for them at the end of the school year or upon disenrollment during the school year. Uniforms will be turned in after cadet has it dry cleaned. Books must be returned in the same condition they were issued, minus normal wear and tear. **CERTIFICATES OF COMPLETION OF MILITARY TRAINING WILL NOT BE RELEASED UNTIL ALL AFJROTC UNIFORMS, COURSE MATERIALS, AND EQUIPMENT ARE RETURNED OR PAID FOR BY THE CADET. FAILURE TO PAY FOR ACCOUNTABLE ITEMS WILL RESULT IN COLLECTION ACTION BEING INITIATED BY WNHS.**

**7.5. Recommendations to Prevent Paying Uniforms/Issued Items.** To prevent paying for uniforms, books, and equipment, we encourage cadets to:

7.5.1. NOT leave items unattended or in unlocked or shared lockers

7.5.2. NOT lend items to other cadets

7.5.3. NOT allow others to turn in accountable items

7.5.4. NOT carry flight caps with books. Tuck them under the belt properly on the left side

7.5.5. PLACE name in their hat, service coat, and lightweight jacket

7.5.6. TURN IN any found uniform items to an AFJROTC instructor or main school office

7.5.7. RETURN uniform items that become worn or otherwise unserviceable to the ASI. If unserviceable due to normal wear and tear, item will be replaced at no cost. If a uniform item does not fit, return promptly for replacement.

**7.6. Uniform Wear Standards.** Cadets will wear the uniform as prescribed in AFI 36-2903 and AFOATSI 36-2003. Refer to Figure 7.10 for proper uniform wear and combination standards. The SASI will prescribe the uniform or civilian attire to be worn to cadet activities such as orientations, social functions, orientation flights, field trips, community service, and specialized training either VERBALLY or in a field memorandum.

**7.7. Weekly Uniform/PT Wear Day Criteria.** Cadets will wear the service dress uniform when directed by the SASI through the Cadet Group Commander. On **Tuesday or other mandatory uniform wear day**, cadets may wear any authorized uniform combination unless specifically told to wear a certain combination, prescribed in AFI 36-2903 and the Leadership I textbook. Cadets will be inspected on uniform wear and personal appearance on uniform days using the Uniform Evaluation Sheet. **Physical Education teachers will determine whether cadets in uniform are excused from dressing out for physical education class on AFJROTC uniform day.**

**7.7.1. Uniform Grading Criteria.** Cadets not wearing a uniform on prescribed day will receive a grade of zero unless PRIOR approval by instructors. If a cadet does not meet standards, they will receive a grade of 59, but can wear the correct uniform the next day for reevaluation. Cadets who **remove their uniform before the end of the day** without PRIOR approval from an instructor will receive a ZERO and no opportunity to make-up the grade.

## AFJROTC Cadet Uniform Inspection Grading Sheet

Accouterments- improper wear	2
Accouterments - not worn	5
Belt - improper wear	2
Belt - not worn	20
Buttons - missing, unbuttoned	2
Ear Rings - improper	50
Eye Wear - improper	10
Gig Line - not aligned	2
Hair - out next week	
Hair - close but out	15
Hair - extremely out	50
Hair - improper accessories	10
Jewelry/Piercing	15
Make Up - improper	10
Nails - improper color	50
Shaved - Not Shaved	50
Shoes - not shined	20
Side burns - too long	5
Socks - wrong color	25
T-shirt - improper style	20
Uniform - not pressed, dirty	5
Hat - dirty	5
Hat - not worn	20
Tie/Tab- not properly tied	2
Tie/Tab - not worn	20

**7.7.1. PT Uniform. Cadets will wear an authorized PT uniform on Fridays.** Failure to wear the PT uniform will result in a grade of 59 and a ZERO for each PT uniform miss after that. Wearing the uniform starts your grade at 100. Lack of participation lowers your grade. **SASI and the ASI will evaluate disenrollment after three failures to wear the uniform during any grading period.**

**7.8. Cadets will not mix uniform and civilian clothing.** If they have a legitimate reason not to wear the uniform or any uniform item due to medical conditions, they must present medical documentation and receive a SASI or ASI waiver.

**7.9. Uniform and Civilian Clothing Wear Prohibitions.** Cadets may not hitch hike, perform labor, engage in sport activities, or do anything that would degrade the uniform. Further, questionable behavior in school or in public while wearing the uniform creates an unfavorable impression of the AFJROTC program, WNHS, and the Air Force. Conversely, proper conduct and pride reflects favorably upon the cadet and enhances the corps' image throughout the community. Thus, wear the uniform PROUDLY and constantly strive to present a neat, clean, and well-groomed appearance always.

**7.10. Uniform Wear Make Up Policies.** Cadets will ensure the uniform is ready for inspection on the designated uniform day or for other mandatory uniform formations. **PLANNING AHEAD** is the key. Assemble the uniform, iron shirts, and polish shoes the night before. "The uniform is in the cleaners, is too small, or I am missing uniform items" are not excuses for not wearing the uniform. If the cadet reports without wearing the uniform they will receive a **ZERO**. Wearing unauthorized items with the uniform or an incomplete uniform, they will receive a 59. They will have the next day to wear the uniform with a start of an 80 if no uniform was worn or start with a 100 if uniform was improperly worn. Any time after that the grade will stand. Cadets absent from school on the designated uniform day must wear the uniform on the first day they return to school and will still receive full credit. If the cadet does not wear the uniform on the first day returning to school, they will have one chance to make up the uniform wear on the second day returning after the absence. The grading criteria will be the same. Failure to wear the uniform as directed and to not make up any excused absences will seriously jeopardize the course grade. **SASI and the ASI will evaluate disenrollment after three failures to wear the uniform during any grading period. You are permitted 2 uniform misses for each uniform during a semester, on the third uniform miss you will receive an automatic "0" for the semester. For clarification, the cadet can miss 2 Blue uniforms requirements on TUESDAYS and 2 PT uniform requirements on FRIDAYS. The third time for either uniform will result in a "0" for the semester and the cadet will be evaluated for disenrollment.**

## **SECTION B--CADET APPEARANCE AND GROOMING GUIDELINES**

**7.11. Appearance and Grooming.** When a cadet wears the uniform, he/she is responsible for presenting a neat, clean, and professional military image. Appearance and grooming standards help cadets present the image of disciplined cadets who can be relied upon to do the job they are called on to do. A professional military image has no room for the extreme, the unusual, or the faddish. The standards for wearing the uniform consist of five elements: neatness, cleanliness, safety, uniformity, and military image. The first four are absolute, objective criteria for the efficiency, health, and wellbeing of the force. The fifth standard, military image is also very important, military appearance is subjective, but necessary. People, both military and civilian, draw conclusions as to the military effectiveness of the Air Force by how they perceive those in uniform.

**7.11.1. All authorized ribbons must be worn on ALL Uniform Combinations.** Ensure they do not become frayed or worn. Medals and ribbons will not be worn together. SASI will authorize the wear of regular sized medals on the service dress or semi-formal dress uniform for special occasions such as dining outs and military balls.

**7.11.2. Jewelry.** While in uniform will be plain and conservative (moderate, being within reasonable limits; not excessive or extreme).

**7.11.3. Rings.** Cadets may wear a total of no more than three rings: wedding sets count as one ring when worn as a set. Rings will be worn at the base of the finger, and may be worn on the thumb.

**7.11.4. Necklaces.** Will not be visible at any time. If worn, will be concealed under a collar or undershirt.

**7.11.5. Bracelets.** Ankle bracelets are not authorized. Cadets may wear one bracelet around their wrist. If worn, the bracelet will be conservative (moderate, being within reasonable limits; not excessive or extreme) (which is defined as plain, not drawing attention or faddish) in design, no wider than ½ inch, gold or silver in color, and will not have any inappropriate pictures or writing. Medical alert/identification bracelets are authorized; however, if worn, they will be conservative (moderate,

being within reasonable limits; not excessive or extreme) (which is defined as plain, not drawing inappropriate attention or faddish). Bracelets espousing support for cause, philosophy, individual or group are not authorized (Exception: Traditional metal POW/MIA/KIA bracelets, which come in colors besides silver, bronze, or gold, remain authorized). Colored/rubber bracelets that support a cause are not allowed to be worn in uniform.

**7.11.6. Eyeglasses or Sunglasses.** If you wear glasses, they must not have any ornaments on the frames or lenses. Eyeglass lenses that are conservative, clear, slightly tinted, or have photosensitive lenses may be worn in uniform. Sunglasses are not allowed while in a military formation. Neither eyeglasses nor sunglasses can be worn around the neck while in uniform.

**7.11.7. Tattoos or Brands.** Whether you are in or out of uniform, tattoos or brands anywhere on the body are not allowed if they are obscene or if they advocate sexual, racial, ethnic, or religious discrimination. Tattoos or brands that might harm good order and discipline or bring discredit upon the Air Force are also barred, whether you are in or out of uniform. The SASI may exercise discretion if a new cadet arrives with a tattoo that may not be in full compliance with the above guidance.

**7.11.8. Body Piercing.** Cadets in uniform are not allowed to attach or display objects, articles, jewelry, or ornamentation to or through the ear (other than authorized in para 7.12.7), nose, tongue, or any exposed body part (including anything that might be visible through the uniform). Cadets may not cover any of these articles with make-up, band aids, or wearing clear post pins to hide body piercings.

**7.11.9. Back Packs.** Cadets may wear a backpack on the left shoulder or both shoulders (not to interfere with rendering the proper salute).

**7.11.10. Umbrellas.** Optional, commercial, plain solid dark blue or black without ornamentation are authorized when weather conditions dictate their use.

**7.11.11. Nametag.** Cadets will wear the standard Air Force laminated ultramarine blue name tag which will be provided. Males wear it over the right breast pocket, parallel with the top seam of the pocket. Females place it on an imaginary line parallel to the ground, 2 1/2 inches above the 2<sup>nd</sup> button from top and centered.

**7.11.12.** Trim loose strings ("cables") and frayed seams on the uniform.

**7.11.13.** Gum chewing, SMOKING or use of any tobacco product is not authorized in uniform.

## **7.12. Specific Female Cadet Grooming Guidelines.** (See Figure 7.1)

**7.12.1. Hair-Female. No minimum hair length, to a maximum bulk of 4 inches from scalp** and allows proper wear of headgear. Hair will end above the bottom edge of collar and will not extend below an invisible line drawn parallel to the ground, both front to back and side to side unless pulled back and secured or worn in an authorized ponytail or equivalent or long braid(s). If hair is pulled back and secured behind the head, radius will not exceed 6 inches from the point where the hair is gathered (i.e., no more than 6 inches to the left and 6 inches to the right, 12 inches total width; and 6 inches protruding from where hair is gathered) and must allow for proper wear of headgear.

One or two braids or a single ponytail or equivalent may be worn down the member's back with length not extending below a horizontal line running between the top of each sleeve inseam at the under arm through the shoulder blades. The braid(s) or ponytail or equivalent

cannot be worn over the shoulder or pulled in front of the body. They shall extend down the member's back. Bangs, or side-swiped hair, may touch eyebrows but will not touch or cover eyes. When in doubt, assess correct length of hair with the cadet standing in the position of attention. Exception: While wearing the Physical Training Gear (PTG), long hair will be secured but may have loose ends and may extend below a horizontal line running between the top of each sleeve inseam at the under arm through the shoulder blades.

7.12.1.1. Pinned-up hair should be styled in a manner that prevents loose ends from extending upward on the head. When hair is in a bun, the bun must be a single bun; all loose ends must be tucked in and secured. When hair is in a ponytail or equivalent, it must be a single ponytail or equivalent that does not extend below a horizontal line running between the top of each sleeve inseam at the under arm through the shoulder blades.

7.12.1.2. Locs, braids, twists, micro-braids, French braids, Dutch braids and cornrows are authorized. Locs are defined as portions of hair that have been intentionally or unintentionally fused together to form a loc or locs. A braid or twist is two or more portions of interwoven hair. If adding additional hair, it must be a natural-looking color (similar to the individual's hair color) and conservative (moderate, being within reasonable limits; not excessive or extreme). Multiple locs, braids, twists or cornrows may come together down the back in one or two braids or a single ponytail. Hair must not exceed length and bulk standard and headgear must fit properly.

7.12.1.2.1. All locs, braids and twists, when worn will be of uniform dimension, no wider than one inch, with natural spacing between the locs, braids, and twists and must be tightly interwoven to present a neat, professional and well-groomed appearance. When worn, multiple locs, braids, or twists shall be of uniform dimension, small in diameter (approximately ¼ inches), show no more than ¼ inch of scalp between the locs, braids, or twists and must be tightly interwoven to present a neat, professional appearance.

7.12.1.2.2. A braid/twist must continue to the end of the hair without design and following the contour of the head, and may be worn loose or in a secured style within hair standards. **Exception:** Micro-braids or twists are not required to continue to the end of the hair.

7.12.1.3. Hair will be clean, well-groomed, present a professional appearance. Will not contain excessive amounts of grooming aids (e.g. gel, mousse, pomade, or moisturizer), appear lopsided, touch either eyebrow, or end below an imaginary line across the forehead at the top of the eyebrows that is parallel to the ground. If applied, dyes, tints, bleaches, and frostings must result in natural hair colors. Examples of natural hair colors are brown, blonde, brunette, natural red, black, or grey. Prohibited examples (not all inclusive) are burgundy, purple, orange, fluorescent or neon colors.

7.12.2. **Hair accessories.** Hair accessories. If worn, hair accessories (e.g., fabric scrunches, hairpins, combs, clips, headbands, elastic bands, barrettes, etc.) must match hair color. Black hair accessories are authorized regardless of hair color. Invisible hairnets are authorized; hairnet must match hair color. Hair must still comply with bulk and appearance standards. Headgear must fit properly. Headbands or fabric scrunches will not exceed two-inches in width. Ornaments are *not* authorized (i.e., ribbons, beads, jeweled pins).



**Scrunchie**



**Hair Clips**

7.12.3. **Unauthorized:** Mohawk, mullet or etched design.

7.12.4. **Fingernails.** If worn by females, nail polish will be a single color that does not detract from the uniform, nor can the nail polish be extreme in color. Some examples of extreme colors include, but are not limited to, purple, gold, blue, black, bright (fire engine) red and florescent colors. Do not apply designs to nails or apply two-tone or multi-tone colors; however, white-tip French manicures are authorized. Fingernails must not exceed ¼ inch in length beyond the tip of the finger and must be clean and well groomed. Fingernails must not interfere with the performance of assigned duties. Fingernails must not hinder proper fit of prescribed safety equipment or uniform items.

7.12.5. **Skirts.** The length of your skirt may not vary beyond the top and bottom of the kneecap. Your skirt will fit smoothly, hang naturally, and must not be excessively tight. Wearing hosiery with the skirt is optional. Choose a sheer nylon in a neutral dark brown, black, off-black, or dark blue shade that complements the uniform and your skin tone.

7.12.6. **Earrings.** Earrings. Male cadets are not authorized to wear earrings while in uniform. Female cadets may wear small (not exceeding six mm in diameter) conservative (moderate, being within reasonable limits; not excessive or extreme) round or square white diamond, gold, white pearl, or silver earrings as a set with any uniform combination. **If member has multiple holes, only one set of earrings are authorized to be worn in uniform and will be worn in the lower earlobes.** Earrings will match and fit tightly without extending below the earlobe unless the piece extending is the connecting band on clip earrings. When not wearing earrings, male and female cadets **are authorized to wear transparent piercing spacer(s) in lower earlobes while in uniform.** **Transparent spacers are not allowed in ear holes outside of the lower earlobes or any other piercing holes visible in uniform (nose, lip, eyebrow etc.).** Piercing holes will not be large enough to permit light to shine through.

7.12.7. **Undergarments (Mandatory).** Appropriate undergarments are required to be worn with all uniform combinations. Wear bra and underpants with all uniforms. Wear of the white V-neck style or athletic tank top undershirt when wearing opened collar service uniforms is authorized. Undershirt will be tucked into slacks or skirt. Undershirts will not have pockets.

7.12.8. **Cosmetics.** Female Cadets may wear cosmetics; however, if worn, they will be conservative (moderate, being within reasonable limits; not excessive or extreme) and in good taste. Female Cadets will not wear shades of lipstick that detract from the uniform, or that are extreme colors. **Some examples of extreme colors include but are not limited to, purple, gold, blue, black, bright (fire-engine) red, and fluorescent colors. Male Cadets are not authorized to wear cosmetics.**

7.12.8.1. Cosmetic tattooing. Tattooing for cosmetic purposes is authorized when directed by licensed, qualified medical personnel to correct a medical condition, illness or injury for both men and women. When not medically directed, cosmetic tattooing is permitted for women if done to apply permanent facial makeup (i.e., eyebrows, eye liner); **the cosmetic tattooing must have a natural appearance and be conservative, moderate, within reasonable limits**, not excessive or extreme, and in good taste.

### 7.12.9. **Body Piercing/Ornamentation**

7.12.9.1. In uniform with the exception of earrings for women, all members **are prohibited from attaching, affixing, or displaying objects, articles, jewelry, or ornamentation to or through the ear, nose, tongue, eyebrows, lips, or any exposed body part** (includes visible through the uniform).

7.12.9.2. **Plugs for gauge holes in the ear lobes are not authorized (regardless of color, i.e., flesh colored).** There are no exceptions per AFI 36-2903.

7.12.9.3. Dental ornamentation: Teeth, whether natural, capped, or veneered, will not be ornamented with designs, jewels, initials, etc. The use of yellow gold, white gold, or platinum caps (permanent or temporary) merely to add ornamentation to the teeth and not required by dental/medical necessity is prohibited.

### 7.13. **Specific Female Cadet Uniform Guidelines.**

7.13.1. The **two female uniform combinations** are the Service Dress that includes the coat, over blouse, trousers or skirt, and accessories and the short sleeve over blouse with trousers or skirt. See AFI 36-2903, this handbook, and the Leadership I textbook for proper placement and maintenance of authorized uniform accessories.

7.13.1. **Service Dress Coat.** Coat should follow the contours of the figure but allow ease of movement without pulling in the back of the waist. The sleeves should come to the base (heel) of the hand. Items will not be carried in the jacket pockets. If worn, the coat may be removed in the classrooms or the media center when it becomes uncomfortably warm. When removed it will be hung up or carefully draped over the back of a chair. If worn, the coat will be **BUTTONED** before leaving the classroom or media center. Silver nametag will be worn on the service dress coat. (see Figure 7.3)

7.13.3. **Flight Cap.** Worn with the crease straight with the nose, with insignia over the left eye, and worn one inch to one and one-half inches above the eyebrow. (see Figure 7.4)

7.13.4. **Hose. Optional.** Commercial sheer, nylon hose in black or off-black, dark blue, dark brown, or neutral that complement the uniform and the cadet's skin color. Patterned hose is not allowed.



7.13.5. **Socks.** Black, commercial socks without design will be worn with slacks and oxfords.

7.13.6. **Light Weight Jacket.** Should fit loosely over the hips when zipped. Cuffs of the sleeves should cover the wrists but not extend beyond. Over blouse will not show below the jacket. Jacket must be zipped up at least halfway. (see Figure 7.9)

7.13.7. **Blouse, Short Sleeve.** May be worn with or without tab, except tab is worn with Service Dress Uniform. (see Figure 7.2)

7.13.8. **Slacks.** Will fit naturally over the hips with no bunching at the waist or fullness in the seat. Bottom of slacks will rest on the front of the shoes with a slight break in the creases. Slacks are tailored to straight hanging and any alterations to modify the leg shape must be approved by the SASI. Articles carried in the pockets will not be visible or present a bulky appearance.

7.13.9. **Skirt.** Will be free hanging and not tight looking. Length will be no shorter than the top of the kneecap and no longer than the bottom of the kneecap.

7.13.10. **Shoes.** Will be issued black oxford shoes to be worn with uniform. Shoes will be laced to the top and highly shined. Shoes will have plain closed toe and heel, and will not have any ornamentation such as bows, buckles, or straps. Heels will be no longer than 2 1/2 inches in length.

7.13.11. **Purse.** May carry a small, black purse.

7.13.12. **Tab.** Optional with Short Sleeve Shirt. Mandatory with Service Dress Coat.

Figure 7.1

**Authorized Female Ponytails/equivalent and long braid(s) Hair Styles Examples.**



Unbraided Single Ponytail/Pull-through Ponytail Style/Braided Ponytail



Braided Ponytails/Multiple Braids in a Single Ponytail



Pulled back secured and does not exceed 6 inch radius



Pulled back secured and does not exceed 6 inch radius



Two Braids Looped Underneath/Two Braids



Braids



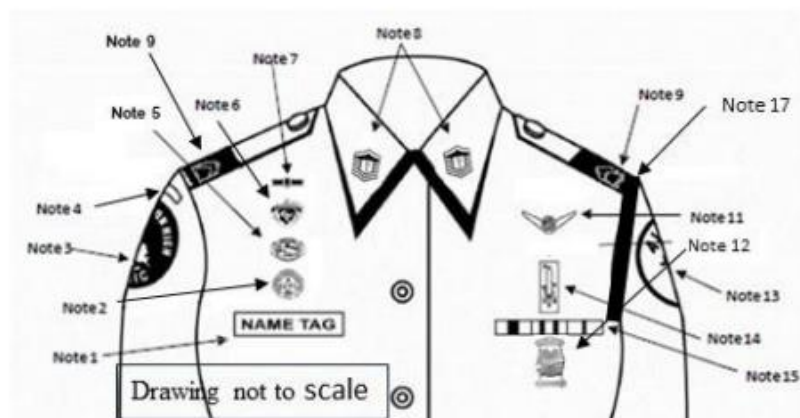
Twists



Locs

Figure 7.2

## CADET FEMALE BLUE SHIRT

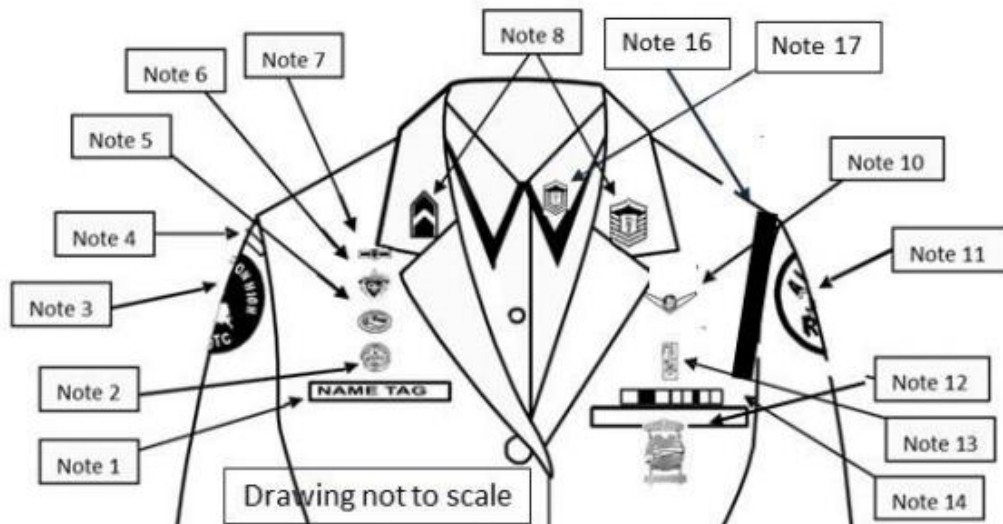


1. Name Tag: Mandatory wear. Blue Plastic with white letters. Without ribbons: centered on right side, parallel to ground and within 1 ½ inches higher/lower than topmost exposed button. With Ribbons: Even with bottom row of ribbons, centered on right side, parallel to ground and within 1 ½ inches higher/lower than topmost exposed button.
2. Awareness Presentation Team (APT) Badge. See Note 16
3. Unit Patch. Centered on sleeve and ½ to 1 inch below shoulder seam.
4. Shoulder Tab (Metal or cloth). Centered between unit patch and shoulder seam. If no patch, then 1 inch below shoulder seam.
5. Kitty Hawk Air Society Badge. See Note 16.
6. Aerospace Education Foundation (AEF) Badge. See Note 16.
7. Distinguished Cadet Badge. See Note 16.
8. Grade insignia, mandatory (officer and enlisted) worn on both left and right collar, centered side to side and top to bottom. Enlisted rank's bottom point of torch points towards the point of the collar. Officer top point of rank aligned with point of collar. Cadet/Amn Basic have no insignia of any kind on the collar
9. Officers only. When using officer cloth rank on epaulets versus miniature metal rank on collar, place as close as possible to shoulder seam. (Use smaller female epaulets only)
10. Deleted.
11. Cadets will only wear one of the following badges, Flight Solo Badge, Unmanned Aircraft Badge, Aviation Ground School, and Flight Certificate Badge. See Note 16 below.
12. Marksmanship Badge - Marksmanship competition awards/badges may be worn on the AFJROTC uniform. Males and females will wear the badge (may only wear one) below the ribbons on the blue shirt or service dress uniform. **Marksmanship badges will not be worn with medals.**
13. AFJROTC Patch (white, Lamp of Knowledge), mandatory. Center ½ to 1 inch below left shoulder seam
14. Model Rocketry Badge. See Note 16.
15. Ribbons are optional. Wear all, some or no ribbons earned. If worn, center ribbons on wearer's left, parallel with ground. Align bottom of the ribbons with the bottom of the name tag.
16. Except marksmanship badge. Wear first badge placed ½ inch above silver name tag or ribbons and is centered horizontally. Additional badges are placed ½ inch above previous badge. Order of precedence for badges are as show on the diagram. Distinguished Cadet Badge, then the AEF Badge, then the Kitty Hawk Badge, then the Awareness Presentation Team Badge and lastly the CyberPatriot National Finalist Badge. **No more than one Flight badge is authorized.**
17. Shoulder Cord. No wider than 1 inch and will be grounded to the seam of the left shoulder under the epaulet. May be solid or multi-colored.
18. Medals (regardless of what type) are not authorized for wear on this uniform.



Figure 7.3

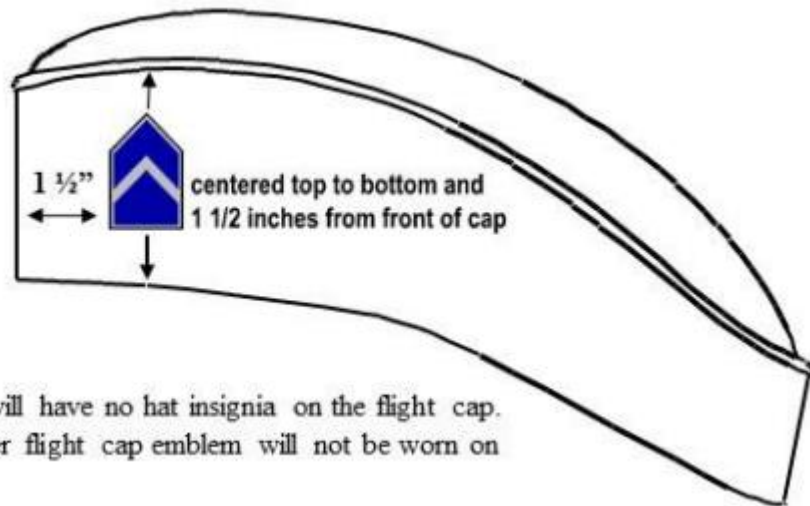
## CADET FEMALE SERVICE DRESS



1. Silver Name tag, mandatory. Center on the wearer's right between the sleeve seam and lapel and the bottom of the name tag will be parallel with the bottom of ribbons.
2. Awareness Presentation Team Badge. See Note 15 below.
3. Unit patch. Center  $\frac{1}{2}$  to 1 inch below shoulder seam
4. Shoulder tab: Center between unit patch and shoulder seam. If no patch, then 1 inch below shoulder seam
5. Kitty Hawk Badge. See Note 15 below.
6. Aerospace Education Foundation (AEF) Badge. See Note 15 below.
7. Distinguished Cadet Badge. See Note 15 below.
8. Grade insignia (officer and enlisted) worn on both lapels, mandatory. Place insignia halfway up the seam, resting on but not over it. Bottom of insignia is horizontal with the ground.
9. Deleted
10. Cadets will only wear one of the following badges, Flight Solo Badge, Unmanned Aircraft Badge, Aviation Ground School, and Flight Certificate Badge. See Note 15 below.
11. AFJROTC Patch (white, Lamp of Knowledge), mandatory. Center  $\frac{1}{2}$  to 1 inch below left shoulder seam.
12. Marksmanship Badge - Marksmanship competition awards/badges may be worn on the AFJROTC uniform. Males and females will wear the badge (may only wear one) below the ribbons on the blue shirt or service dress uniform. **Marksmanship badges will not be worn with medals.**
13. Model Rocketry Badge. See Note 15.
14. Ribbons, mandatory. Center ribbons resting on but not over edge of welt pocket. Wear 3 or 4 in a row. Wear all or some ribbons earned.
15. Except marksmanship badge. Wear first badge placed  $\frac{1}{2}$  inch above silver name tag or ribbons and is centered horizontally. Additional badges are placed  $\frac{1}{2}$  inch above previous badge. Order of precedence for badges are as show on the diagram. Distinguished Cadet Badge, then the AEF Badge, then the Kitty Hawk Badge, then the Awareness Presentation Team Badge and lastly the CyberPatriot National Finalist Badge. **No more than one Flight badge is authorized.**
16. Shoulder Cord. No wider than 1 inch and will be grounded to the seam of the left shoulder. May be solid or multi-colored.
17. Enlisted rank insignia **MUST** be worn on the blue shirt while wearing the service dress.
18. **Medals are not authorized for wear on this uniform with ribbons. Ribbons and medals may not be mixed.**

**Figure 7.4**

**Female Flight Cap**



- Enlisted Ranks will have no hat insignia on the flight cap.
- The former officer flight cap emblem will not be worn on the flight cap.

**7.14. Specific Male Cadet Grooming Guidelines.** (See Figure 7.5)

**7.13.1. Men's Hair.** Hair will be clean, well-groomed, present a professional appearance. Will not contain excessive amounts of grooming aids (e.g. gel, mousse, pomade, or moisturizer), appear lopsided, touch either eyebrow, or end below an imaginary line across the forehead at the top of the eyebrows that is parallel to the ground. If applied, dyes, tints, bleaches and frostings must result in natural hair colors. Examples of natural hair colors are brown, blonde, Brunette, natural red, black or grey. Prohibited examples (not all inclusive) are burgundy, purple, orange, fluorescent or neon colors.

**7.14.2. Hair-Male.** Tapered appearance on both sides and the back of the head, both with and without headgear. A tapered appearance is one that when viewed from any angle outlines the member's hair so that it conforms to the shape of the head, curving inward to the natural termination point without eccentric directional flow, twists or spiking. A block-cut is permitted with tapered appearance. Hair will not exceed 1 1/4 inch in bulk, regardless of length and 1/4 inch at natural termination point; allowing only closely cut or shaved hair on the back of the neck to touch the collar. Hair will not touch the ears or protrude under the front band of headgear. Cleanly shaven heads, military high-and-tight or flat-top cuts are authorized. Prohibited examples (not all inclusive) are Mohawk, mullet, cornrows, dreadlocks or etched design. Men are not authorized hair extensions. See Figure 7.5 for graphic examples of appropriate sideburns, and mustache and male hair standards.

**7.14.2.1. Sideburns.** If worn, sideburns will be straight and even width (not flared) and will not extend below the bottom of the orifice of the ear opening. Sideburns will end in a clean-shaven horizontal line.

**7.14.2.2. Mustaches.** Male Airmen may have mustaches; however, they will be conservative (moderate, being within reasonable limits; not excessive or extreme) and will not extend downward beyond the lip line of the upper lip or extend sideways beyond a vertical line drawn upward from both corners of the mouth.

7.14.2.3. **Beards.** Beards are not authorized unless for medical reasons, when authorized by a SASI on the advice of a medical official. Members will keep all facial hair trimmed not to exceed ¼ inch in length. Individuals granted a shaving waiver will not shave or trim any facial hair in such a manner as to give a sculptured appearance.

7.14.3. **Fingernails.** Male cadets are not authorized to wear nail polish.

7.14.4. **Earrings.** Male cadets in uniform may not wear earrings or any other type of facial piercings.

7.14.5. **Undergarments (Mandatory).** Appropriate undergarments are required to be worn with all uniform combinations. Wear undershirt and underpants with all uniforms. Wear the white V-neck or athletic style tank top undershirt when wearing opened collar service uniforms only. Undershirt will be tucked into trousers. Undershirts will not have pockets.

**Figure 7.5**

**Men's Hair Style Examples**



**Sideburns**

**Mustache**

## 7.15. Specific Male Cadet Uniform Guidelines.

7.15.1. There are **two combinations of male cadet uniforms**. They are: the Service Dress Uniform that includes the coat, shirt, trousers, and accessories and the Service Uniform (Blues) short sleeve light blue shirt, trousers, and accessories. See AFI 36-2903, this handbook, and the Leadership I textbook for proper placement and maintenance of authorized uniform accessories. (See Figure 7.10)

7.15.2. **Belt.** Dark blue with silver tip, 1 1/4 inches wide and worn by threading through the belt loop to the wearer's left. The silver tip extends beyond the buckle to the wearer's left with no blue fabric showing. The male cadet "gig" line is the straight line formed by the front edge of the shirt, the belt buckle, and the trousers fly. Check frequently to ensure the "gig" line is straight.

7.15.3. **Service Dress Coat.** With arms hanging naturally, sleeves should end 1/4 inch from the heel of the thumb. Bottom of the coat should be fingertip length when hands are slightly cupped. When worn, all buttons must be buttoned, and NOTHING is carried in outside pockets. Flat items may be carried in the inside pockets. The coat may be removed in classrooms or the media center when it becomes uncomfortably warm or when a lab coat must be worn. When removed it will be hung up or carefully draped over a chair back. The coat, if worn, must be **BUTTONED** before leaving the classroom. The silver nametag will be worn on the service dress coat. (see Figure 7.7)

7.15.4. **Flight Cap.** Worn slightly to the right with vertical crease at center of the forehead in a straight line with the nose and approximately one inch above the eyebrow. The crown will not be crushed. Flight cap will not have officer silver braid. (see Figure 7.8)

7.15.5. **Light Weight Jacket.** Must be zipped up at least halfway. Sleeve cuff, collar, and side sizing tabs on lower side hems must be buttoned. The windbreaker will not be worn over the service dress jacket. (see Figure 7.9)

7.15.6. **Shirt.** With arm bent at a 90-degree angle, the bottom of the sleeve should barely touch or come within one inch of the forearm. This shirt may be worn with a tie or with open collar. When wearing a tie, all buttons will be buttoned. Under either option, the shirttail is pulled down into the trousers tightly and tucked at the sides to make it nearly form fitting. The only creases on the shirt are down the sleeves. (see Figure 7.6)

7.15.7. **Socks.** Socks must be **BLACK**. Other dark colors are not authorized.

7.15.8. **Tie, Blue.** The tie is secured by either a Windsor or four-in-hand knot. The tip of the tie will extend no more than 1 and 1/2 inches above or below the belt line. It is worn outside the shirt and is not tucked in.

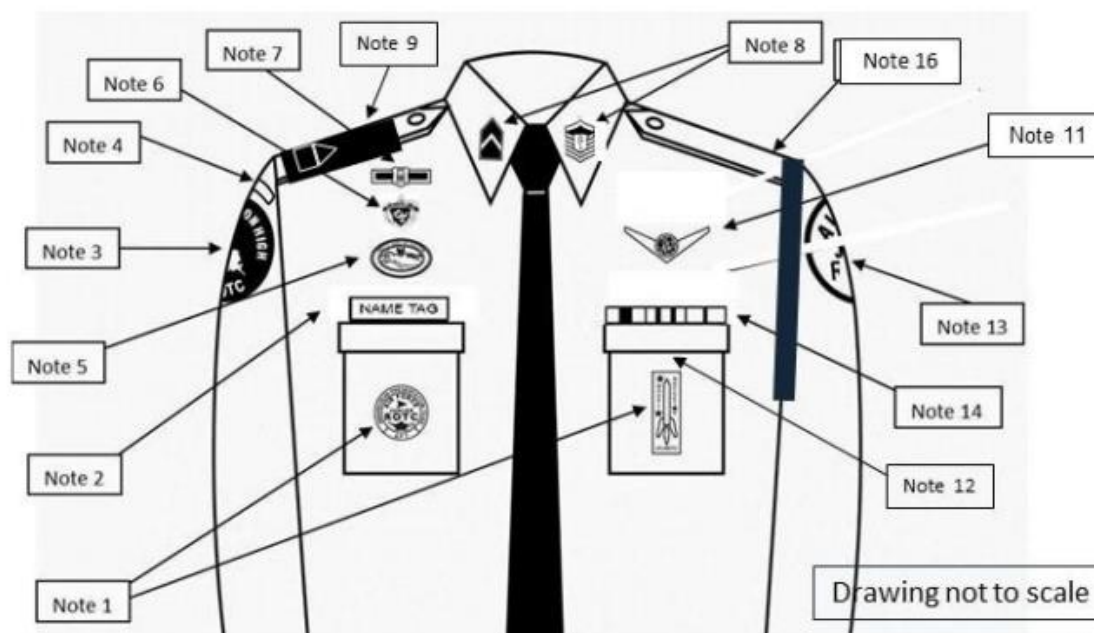
7.15.9. **Trousers.** Trim fitted with no bunching at the waist or bagging at the seat. The bottom of the trousers will rest on the front of the shoes with a slight break in the creases. The trousers must be of matching material to the service coat and the cap. The rear pocket of the trousers will be buttoned always, and articles should not be bulky and not be visible. The zipper tab will be pressed down to permit the "fly" to be neatly closed.

7.15.10. **Shoes.** Black male oxfords. Shoes will be laced to the top and will be highly shined. The soles and heel edges will be coated with sole and heel dressing.



Figure 7.6

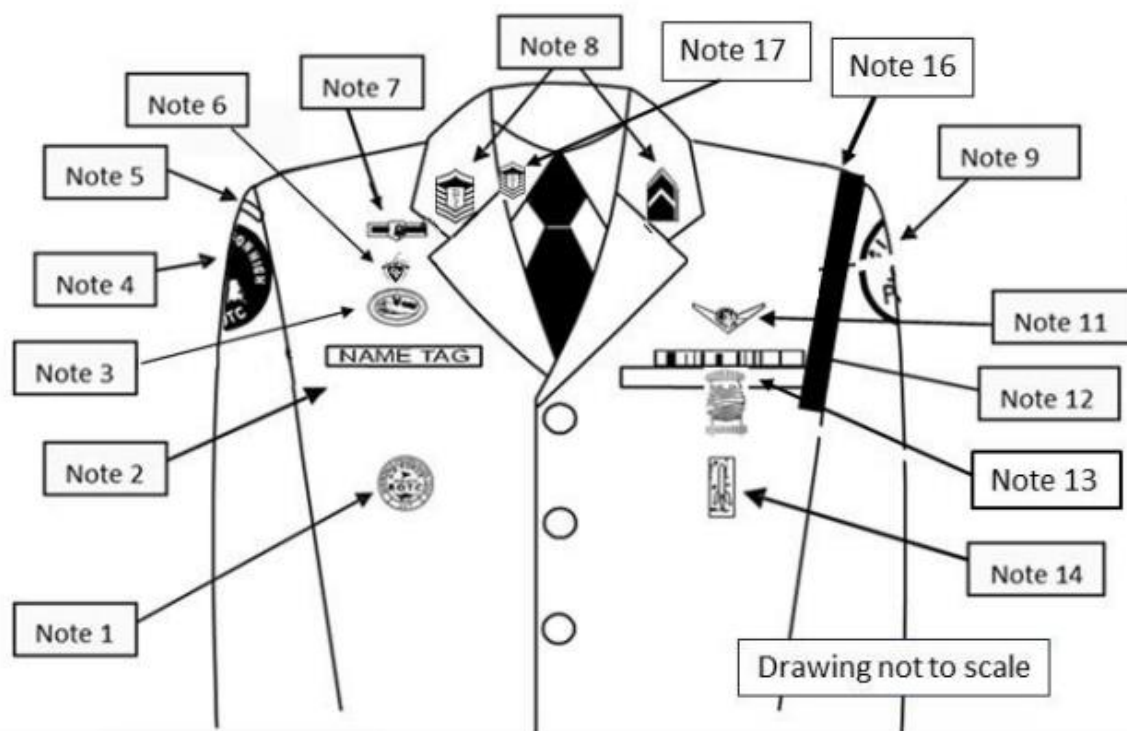
## CADET MALE BLUE SHIRT



1. Awareness Presentation Team (APT) and Model Rocketry Badge are centered on the pockets on the appropriate sides as displayed above.
2. Name Tag: Mandatory wear. Blue Plastic with white letters. Must be grounded and centered over wearer's right pocket.
3. Unit patch. Centered  $\frac{1}{2}$  to 1 inch below the shoulder seam.
4. Shoulder tab. Centered between unit patch and shoulder seam. If no patch, then place 1 inch below shoulder seam.
5. Kitty Hawk Badge. See Note 15.
6. Aerospace Education Foundation (AEF) Badge. See Note 15.
7. Distinguished Cadet Badge. See Note 15.
8. Grade insignia, mandatory (officer and enlisted) worn on both left and right collar, centered side to side and top to bottom. Enlisted rank's bottom point of torch points towards the point of the collar. Officer top point of rank aligned with point of collar. Cadet/Amn Basic have no insignia of any kind on the collar.
9. Officers only. When using officer cloth rank on epaulets versus miniature metal rank on collar, place as close as possible to shoulder seam. (Use larger male epaulets only).
10. Deleted
11. Cadets will only wear one of the following badges, Flight Solo Badge, Unmanned Aircraft Badge, Aviation Ground School, and Flight Certificate Badge. See Note 15 below.
12. Marksmanship competition awards/badges may be worn on the AFJROTC uniform. Males and females will wear the badge (may only wear one) below the ribbons on the blue shirt or service dress uniform. **Marksmanship badges will not be worn with medals.**
13. AFJROTC Patch (white, Lamp of Knowledge), mandatory. Center  $\frac{1}{2}$  to 1 inch below left shoulder seam.
14. Ribbons are optional. Wear all, some or no ribbons earned. If worn, ribbons will be centered, resting on, but not over the edge of the pleated pocket on the wearers left.
15. Except marksmanship badges. First badge placed  $\frac{1}{2}$  inch above name tag or ribbons and is centered horizontally. Additional badges placed  $\frac{1}{2}$  inch above previous badge. Order of precedence for badges are as show on the diagram. Distinguished Cadet Badge, then AEF Badge, then Kitty Hawk Badge, and finally the CyberPatriot National Finalist Badge. **No more than one Flight badge is authorized.**
16. Shoulder Cord. No wider than 1 inch and will be grounded to the seam of the left shoulder under epaulet. May be solid or multi-colored.
17. **Medals (regardless of what type) are not authorized for wear on this uniform.**

Figure 7.7

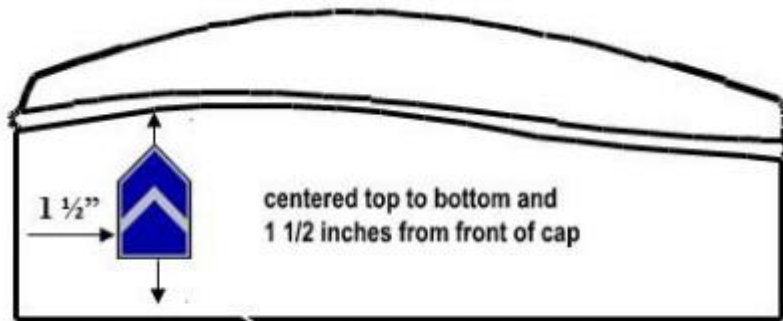
## CADET MALE SERVICE DRESS



1. Awareness Presentation Team (APT) Badge. Centered 3 inches below the bottom of the silver name tag.
2. Silver Name tag, mandatory. Center on the right side between arm seam and lapel with bottom edge parallel to top of welt pocket.
3. Kitty Hawk Badge. See Note 15 below.
4. Unit patch. Place 1/2 inch below shoulder seam and centered.
5. Shoulder tab: Center between unit patch and shoulder seam. If no patch, then 1 inch below shoulder seam.
6. Aerospace Education Foundation (AEF) Badge. See Note 15 below.
7. Distinguished Cadet Badge. #1 See Note 15 below.
8. Grade insignia (officer and enlisted) worn on both lapels, mandatory. Place insignia halfway up the seam, resting on but not over it. Bottom of insignia is horizontal with the ground.
9. AFJROTC Patch (white, Lamp of Knowledge), mandatory. Center 1/2 to 1 inch below left shoulder seam.
10. Deleted.
11. Cadets will only wear one of the following badges, Flight Solo Badge, Unmanned Aircraft Badge, Aviation Ground School, and Flight Certificate Badge. See Note 15 below.
12. Ribbons, mandatory. Centered, on but not over edge of pocket. Wear 3 or 4 in a row. Wear all or some ribbons earned.
13. Marksmanship Badge - Marksmanship competition awards/badges may be worn on the AFJROTC uniform. Males and females will wear the badge (may only wear one) below the ribbons on the blue shirt or service dress uniform. **Marksmanship badges will not be worn with medals.**
14. Model Rocketry Badge. Worn 2 inches below the pocket.
15. Except marksmanship badge. Wear first badge placed 1/2 inch above silver name tag or ribbons and is centered horizontally. Additional badges are placed 1/2 inch above previous badge. Order of precedence for badges are as show on the diagram. Distinguished Cadet Badge, then the AEF Badge, then the Kitty Hawk Badge and lastly the CyberPatriot National Finalist Badge. **No more than one Flight badge is authorized.**
16. Shoulder Cord. No wider than 1 inch and will be grounded to the seam of the left shoulder. May be solid or multi-colored.
17. Enlisted rank insignia **MUST** be worn on the blue shirt while wearing the service dress.
18. Medals are not authorized for wear on this uniform with ribbons. Ribbons and medals may not be mixed.

**Figure 7.8**

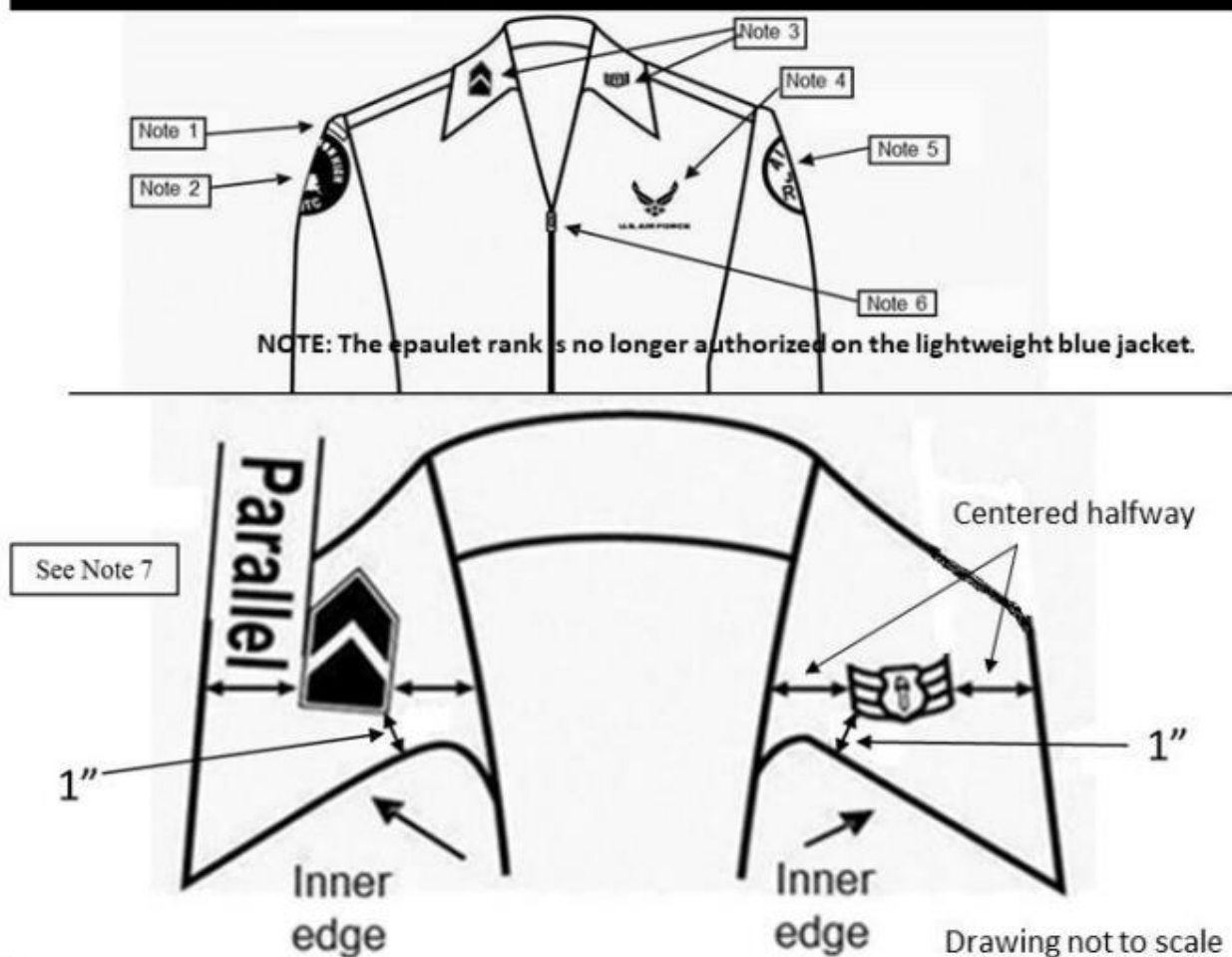
**Men's Flight Cap**



- Enlisted Ranks will have no hat insignia on the flight cap.
- The former officer flight cap emblem will not be worn on the flight cap.

Figure 7.9

## CADET LIGHT WEIGHT BLUE JACKET



1. Shoulder tabs are centered between unit patch and shoulder seam. If no patch, then 1 inch below shoulder seam.
2. Unit patch on right  $\frac{1}{2}$  to 1 inch below shoulder seam and centered.
3. Grade insignia (officer and enlisted) will be worn on both lapels, mandatory. For placement see Note 7.
4. Optional item: center vertically between the shoulder seam and where the underarm side seam joins the armhole sleeve and center horizontally between the center zipper and the sleeve armhole seam. Per AFJROTCI 36-2010, para 6.1.1.10.1. The words "U.S. Air Force" must appear directly below the symbol, or units can choose to use "AFJROTC." Embroidery expenses must be at no cost to the Air Force.
5. AFJROTC Patch (white, Lamp of Knowledge), mandatory. Center  $\frac{1}{2}$  to 1 inch below left shoulder seam
6. Jacket will be closed to at least the halfway point.
7. Center insignia horizontally on collar. Place 1 inch from bottom of collar and parallel to the outer edge of the collar.
8. Enlisted rank insignia **MUST** be worn on the blue shirt while wearing the light weight jacket.
9. **Ascots and shoulder cords will not be worn on this uniform.**

**Figure 7.10**

**Sample Uniforms**



**7.14. Semiformal Uniform.** The SASI will authorize wear of a semiformal uniform to appropriate corps and other formal activities or functions such as dining ins/outs or military balls. For males, this uniform consists of the service dress uniform with white plain shirt and black bow tie. For females, this uniform consists of the service dress uniform with a plain white blouse with black, satin tab. Ribbons or Medals are worn but not the nametag or flight cap.

**7.15. Cadet Utility Uniform.** The SASI will prescribe the composition of the utility uniform in a memorandum and when it can be worn. It will consist of a "polo" style short sleeve shirt or AFJROTC T-Shirt, khaki shorts or pants, and conservative gym/running shoes.



**7.16. ABUs.** If the blues uniform is worn satisfactorily on all uniform days, then you are authorized to wear ABUs on the last two weeks of the month. If you miss a uniform wear day or wear is unsatisfactory you forfeit the right to wear ABUs/ BDUs for one month. (See Figure 7.11)

7.16.1. Cadets may wear a Unit T-Shirt with the ABU uniform. Unit T-Shirt may be worn without ABU Blouse during any Cadet Leadership Course (CLC), Raiders Team, Sports/Fitness Competition, or within the ROTC building.

**Figure 7.11**

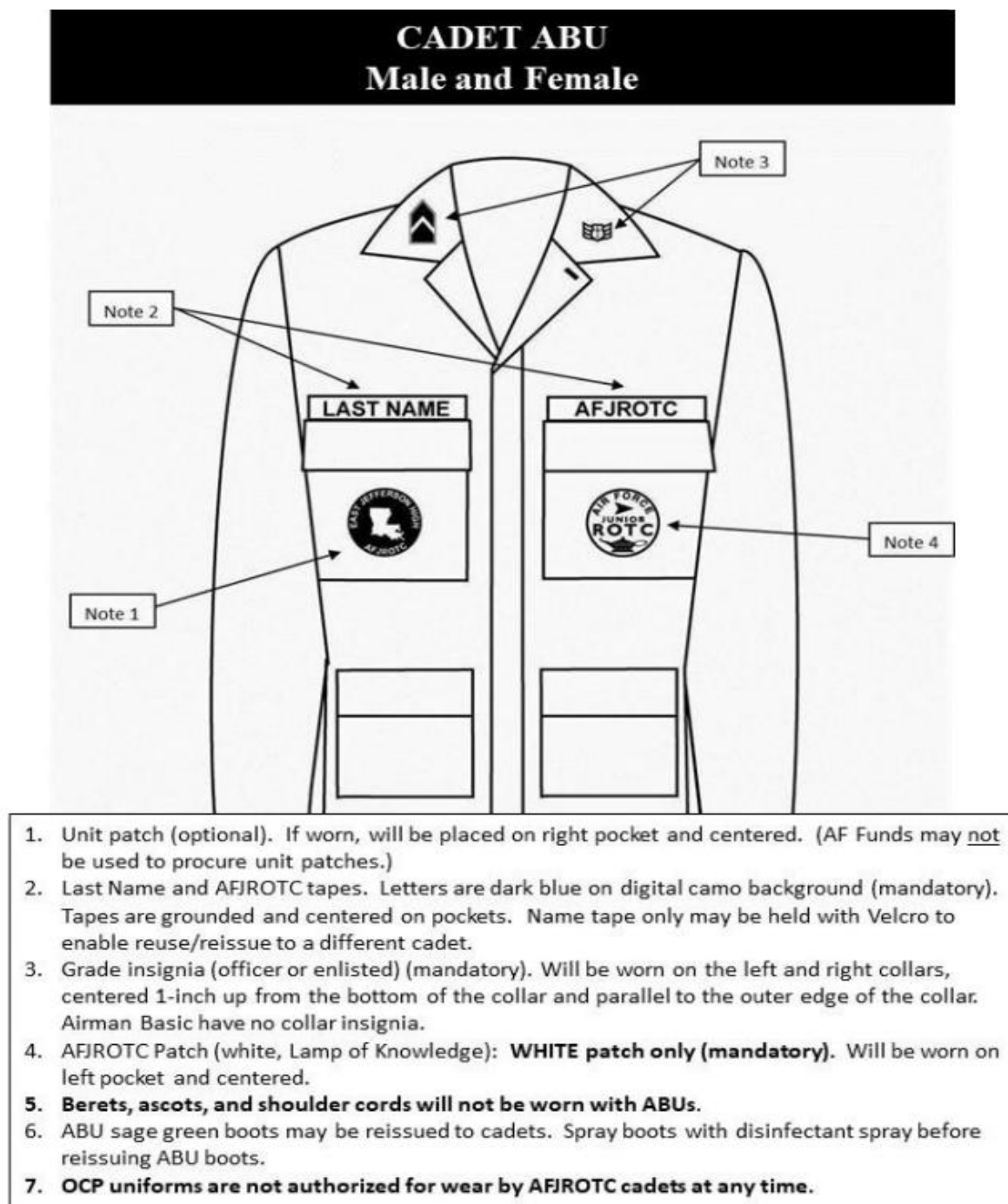


Figure 7.12

## Sample Uniform Pictures



Figure 7.13

## Insignia



\*\*\*\*\*

**THE UNIFORM MUST BE WORN PROPERLY AT ALL TIMES. IT MUST BE CLEAN AND WELL PRESSED. THE CADET MUST PRESENT AN OVERALL APPEARANCE OF NEATNESS AND PRIDE. REMEMBER.....WHEN IN UNIFORM, YOU BECOME A REPRESENTATIVE OF THE UNITED STATES AIR FORCE - A PROUD SERVICE WITH AN OUTSTANDING REPUTATION AND A HISTORY OF SACRIFICES**

\*\*\*\*\*