

### Survey Response Counts

#### Section: Purpose and Direction

Question / Institution			Strongly Agree	Agree	Neutral	Disagree	Strongly Disagree	Not Applicable	Total
			%	%	%	%	%	%	%
1. Our school's purpose statement is clearly focused on student success.	Yulee Primary School	Average Score	58.49%	33.96%	5.66%	0.47%	0%	1.42%	100%
		4.46	58.49%	33.96%	5.66%	0.47%	0%	1.42%	100%
	Total			58.49%	33.96%	5.66%	0.47%	0%	1.42%
2. Our school's purpose statement is formally reviewed and revised with involvement from parents.	Yulee Primary School	Average Score	45.75%	33.96%	16.98%	0.47%	0.47%	2.36%	100%
		4.17	45.75%	33.96%	16.98%	0.47%	0.47%	2.36%	100%
	Total			45.75%	33.96%	16.98%	0.47%	0.47%	2.36%
3. Our school has established goals and a plan for improving student learning.	Yulee Primary School	Average Score	54.72%	34.91%	8.02%	1.42%	0%	0.94%	100%
		4.4	54.72%	34.91%	8.02%	1.42%	0%	0.94%	100%
	Total			54.72%	34.91%	8.02%	1.42%	0%	0.94%
Total			52.99%	34.28%	10.22%	0.79%	0.16%	1.57%	100%

#### Section: Governance and Leadership

Question / Institution			Strongly Agree	Agree	Neutral	Disagree	Strongly Disagree	Not Applicable	Total
			%	%	%	%	%	%	%
4. Our school's governing body operates responsibly and functions effectively.	Yulee Primary School	Average Score	45.85%	38.05%	12.68%	0.49%	0.49%	2.44%	100%
		4.21	45.85%	38.05%	12.68%	0.49%	0.49%	2.44%	100%
	Total			45.85%	38.05%	12.68%	0.49%	0.49%	2.44%
5. Our school's governing body does not interfere with the operation or leadership of our school.	Yulee Primary School	Average Score	37.56%	32.2%	21.46%	2.44%	0.98%	5.37%	100%
		3.87	37.56%	32.2%	21.46%	2.44%	0.98%	5.37%	100%
	Total			37.56%	32.2%	21.46%	2.44%	0.98%	5.37%

Question / Institution			Strongly Agree	Agree	Neutral	Disagree	Strongly Disagree	Not Applicable	Total
			%	%	%	%	%	%	%
6. Our school has high expectations for students in all classes.	Yulee Primary School	Average Score	61.95%	35.12%	1.95%	0.98%	0%	0%	100%
		4.58	61.95%	35.12%	1.95%	0.98%	0%	0%	100%
	Total	61.95%	35.12%	1.95%	0.98%	0%	0%	100%	
7. Our school shares responsibility for student learning with its stakeholders.	Yulee Primary School	Average Score	45.37%	36.1%	12.2%	1.95%	0.49%	3.9%	100%
		4.12	45.37%	36.1%	12.2%	1.95%	0.49%	3.9%	100%
	Total	45.37%	36.1%	12.2%	1.95%	0.49%	3.9%	100%	
8. Our school communicates effectively about the school's goals and activities.	Yulee Primary School	Average Score	56.59%	29.76%	10.24%	2.44%	0.98%	0%	100%
		4.39	56.59%	29.76%	10.24%	2.44%	0.98%	0%	100%
	Total	56.59%	29.76%	10.24%	2.44%	0.98%	0%	100%	
9. Our school provides opportunities for stakeholders to be involved in the school.	Yulee Primary School	Average Score	49.27%	30.24%	14.63%	2.44%	0.49%	2.93%	100%
		4.17	49.27%	30.24%	14.63%	2.44%	0.49%	2.93%	100%
	Total	49.27%	30.24%	14.63%	2.44%	0.49%	2.93%	100%	
Total			49.43%	33.58%	12.2%	1.79%	0.57%	2.44%	100%

Section: Teaching and Assessing for Learning

Question / Institution			Strongly Agree	Agree	Neutral	Disagree	Strongly Disagree	Not Applicable	Total
			%	%	%	%	%	%	%
10. All of my child's teachers provide an equitable curriculum that meets his/her learning needs.	Yulee Primary School	Average Score	57.79%	33.67%	4.02%	4.02%	0.5%	0%	100%
		4.44	57.79%	33.67%	4.02%	4.02%	0.5%	0%	100%
	Total	57.79%	33.67%	4.02%	4.02%	0.5%	0%	100%	
11. All of my child's teachers give work that challenges my child.	Yulee Primary School	Average Score	56.78%	33.17%	5.53%	3.02%	1.51%	0%	100%
		4.41	56.78%	33.17%	5.53%	3.02%	1.51%	0%	100%
	Total	56.78%	33.17%	5.53%	3.02%	1.51%	0%	100%	
12. All of my child's teachers use a variety of teaching strategies and learning activities.	Yulee Primary School	Average Score	60.3%	31.16%	4.52%	3.52%	0%	0.5%	100%
		4.47	60.3%	31.16%	4.52%	3.52%	0%	0.5%	100%
	Total	60.3%	31.16%	4.52%	3.52%	0%	0.5%	100%	

Question / Institution			Strongly Agree	Agree	Neutral	Disagree	Strongly Disagree	Not Applicable	Total
			%	%	%	%	%	%	%
13. All of my child's teachers meet his/her learning needs by individualizing instruction.	Yulee Primary School	Average Score	51.76%	28.14%	13.07%	6.03%	1.01%	0%	100%
		4.24	51.76%	28.14%	13.07%	6.03%	1.01%	0%	100%
	Total	51.76%	28.14%	13.07%	6.03%	1.01%	0%	100%	
14. All of my child's teachers work as a team to help my child learn.	Yulee Primary School	Average Score	55.28%	32.16%	8.04%	2.01%	1.01%	1.51%	100%
		4.34	55.28%	32.16%	8.04%	2.01%	1.01%	1.51%	100%
	Total	55.28%	32.16%	8.04%	2.01%	1.01%	1.51%	100%	
15. All of my child's teachers help me to understand my child's progress.	Yulee Primary School	Average Score	54.77%	32.16%	8.04%	4.02%	1.01%	0%	100%
		4.36	54.77%	32.16%	8.04%	4.02%	1.01%	0%	100%
	Total	54.77%	32.16%	8.04%	4.02%	1.01%	0%	100%	
16. All of my child's teachers keep me informed regularly of how my child is being graded.	Yulee Primary School	Average Score	55.28%	28.64%	7.54%	7.04%	1.51%	0%	100%
		4.29	55.28%	28.64%	7.54%	7.04%	1.51%	0%	100%
	Total	55.28%	28.64%	7.54%	7.04%	1.51%	0%	100%	
17. All of my child's teachers report on my child's progress in easy to understand language.	Yulee Primary School	Average Score	57.29%	33.17%	7.04%	1.51%	1.01%	0%	100%
		4.44	57.29%	33.17%	7.04%	1.51%	1.01%	0%	100%
	Total	57.29%	33.17%	7.04%	1.51%	1.01%	0%	100%	
18. My child sees a relationship between what is being taught and his/her everyday life.	Yulee Primary School	Average Score	46.23%	40.2%	9.55%	3.52%	0.5%	0%	100%
		4.28	46.23%	40.2%	9.55%	3.52%	0.5%	0%	100%
	Total	46.23%	40.2%	9.55%	3.52%	0.5%	0%	100%	
19. My child knows the expectations for learning in all classes.	Yulee Primary School	Average Score	52.76%	40.2%	5.03%	2.01%	0%	0%	100%
		4.44	52.76%	40.2%	5.03%	2.01%	0%	0%	100%
	Total	52.76%	40.2%	5.03%	2.01%	0%	0%	100%	
20. My child has at least one adult advocate in the school.	Yulee Primary School	Average Score	48.74%	33.17%	12.06%	1.51%	1.01%	3.52%	100%
		4.17	48.74%	33.17%	12.06%	1.51%	1.01%	3.52%	100%
	Total	48.74%	33.17%	12.06%	1.51%	1.01%	3.52%	100%	
21. My child is given multiple assessments to measure his/her understanding of what was taught.	Yulee Primary School	Average Score	50.25%	37.69%	10.05%	2.01%	0%	0%	100%
		4.36	50.25%	37.69%	10.05%	2.01%	0%	0%	100%
	Total	50.25%	37.69%	10.05%	2.01%	0%	0%	100%	

Question / Institution			Strongly Agree	Agree	Neutral	Disagree	Strongly Disagree	Not Applicable	Total
			%	%	%	%	%	%	%
22. My child has up-to-date computers and other technology to learn.	Yulee Primary School	Average Score	50.75%	33.67%	8.54%	5.03%	1.51%	0.5%	100%
		4.26	50.75%	33.67%	8.54%	5.03%	1.51%	0.5%	100%
	Total			50.75%	33.67%	8.54%	5.03%	1.51%	0.5%
23. My child has access to support services based on his/her identified needs.	Yulee Primary School	Average Score	49.75%	31.66%	8.54%	4.52%	0%	5.53%	100%
		4.1	49.75%	31.66%	8.54%	4.52%	0%	5.53%	100%
	Total			49.75%	31.66%	8.54%	4.52%	0%	5.53%
Total			53.41%	33.49%	7.97%	3.55%	0.75%	0.83%	100%

Section: Resources and Support Systems

Question / Institution			Strongly Agree	Agree	Neutral	Disagree	Strongly Disagree	Not Applicable	Total
			%	%	%	%	%	%	%
24. Our school provides qualified staff members to support student learning.	Yulee Primary School	Average Score	55.33%	38.07%	4.06%	2.54%	0%	0%	100%
		4.46	55.33%	38.07%	4.06%	2.54%	0%	0%	100%
	Total			55.33%	38.07%	4.06%	2.54%	0%	0%
25. Our school provides an adequate supply of learning resources that are current and in good condition.	Yulee Primary School	Average Score	47.72%	42.13%	8.12%	2.03%	0%	0%	100%
		4.36	47.72%	42.13%	8.12%	2.03%	0%	0%	100%
	Total			47.72%	42.13%	8.12%	2.03%	0%	0%
26. Our school provides a safe learning environment.	Yulee Primary School	Average Score	62.44%	32.49%	3.55%	1.02%	0.51%	0%	100%
		4.55	62.44%	32.49%	3.55%	1.02%	0.51%	0%	100%
	Total			62.44%	32.49%	3.55%	1.02%	0.51%	0%
27. Our school provides students with access to a variety of information resources to support their learning.	Yulee Primary School	Average Score	52.28%	39.59%	5.58%	2.54%	0%	0%	100%
		4.42	52.28%	39.59%	5.58%	2.54%	0%	0%	100%
	Total			52.28%	39.59%	5.58%	2.54%	0%	0%

Question / Institution			Strongly Agree	Agree	Neutral	Disagree	Strongly Disagree	Not Applicable	Total
			%	%	%	%	%	%	%
28. Our school provides excellent support services (e.g., counseling, and/or career planning).	Yulee Primary School	Average Score	47.72%	26.4%	12.69%	3.55%	0.51%	9.14%	100%
		3.9	47.72%	26.4%	12.69%	3.55%	0.51%	9.14%	100%
	Total	47.72%	26.4%	12.69%	3.55%	0.51%	9.14%	100%	
29. Our school provides opportunities for students to participate in activities that interest them.	Yulee Primary School	Average Score	50.25%	27.92%	13.71%	5.08%	1.52%	1.52%	100%
		4.16	50.25%	27.92%	13.71%	5.08%	1.52%	1.52%	100%
	Total	50.25%	27.92%	13.71%	5.08%	1.52%	1.52%	100%	
30. Our school ensures that the facilities support student learning.	Yulee Primary School	Average Score	54.82%	35.53%	6.6%	2.03%	1.02%	0%	100%
		4.41	54.82%	35.53%	6.6%	2.03%	1.02%	0%	100%
	Total	54.82%	35.53%	6.6%	2.03%	1.02%	0%	100%	
31. Our school ensures the effective use of financial resources.	Yulee Primary School	Average Score	47.72%	31.98%	18.27%	1.52%	0%	0.51%	100%
		4.24	47.72%	31.98%	18.27%	1.52%	0%	0.51%	100%
	Total	47.72%	31.98%	18.27%	1.52%	0%	0.51%	100%	
32. Our school ensures that instructional time is protected and interruptions are minimized.	Yulee Primary School	Average Score	47.72%	41.12%	8.63%	2.03%	0.51%	0%	100%
		4.34	47.72%	41.12%	8.63%	2.03%	0.51%	0%	100%
	Total	47.72%	41.12%	8.63%	2.03%	0.51%	0%	100%	
Total			51.78%	35.03%	9.02%	2.48%	0.45%	1.24%	100%

Section: Using Results for Continuous Improvement

Question / Institution			Strongly Agree	Agree	Neutral	Disagree	Strongly Disagree	Not Applicable	Total
			%	%	%	%	%	%	%
33. Our school ensures that all staff members monitor and report the achievement of school goals.	Yulee Primary School	Average Score	51.79%	34.87%	10.26%	0.51%	1.03%	1.54%	100%
		4.31	51.79%	34.87%	10.26%	0.51%	1.03%	1.54%	100%
	Total	51.79%	34.87%	10.26%	0.51%	1.03%	1.54%	100%	

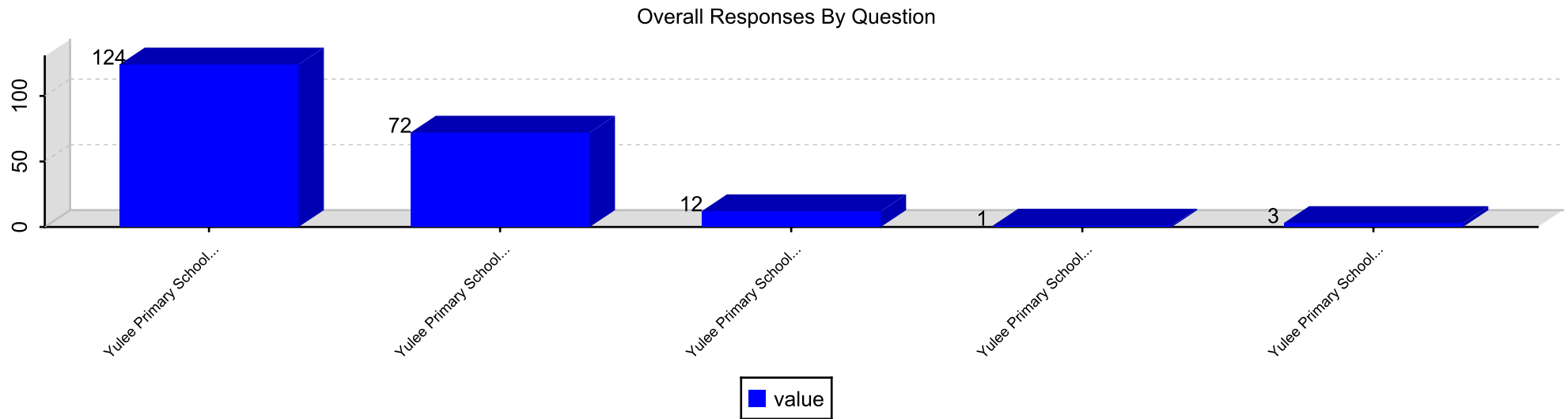
Question / Institution		Strongly Agree	Agree	Neutral	Disagree	Strongly Disagree	Not Applicable	Total	
		%	%	%	%	%	%	%	
34. My child is prepared for success in the next school year.	Yulee Primary School	Average Score	56.41%	31.28%	8.72%	2.05%	1.03%	0.51%	100%
		4.38	56.41%	31.28%	8.72%	2.05%	1.03%	0.51%	100%
	Total	56.41%	31.28%	8.72%	2.05%	1.03%	0.51%	100%	
35. My child has administrators and teachers that monitor and inform me of his/her learning progress.	Yulee Primary School	Average Score	57.44%	31.28%	7.69%	2.56%	1.03%	0%	100%
		4.42	57.44%	31.28%	7.69%	2.56%	1.03%	0%	100%
	Total	57.44%	31.28%	7.69%	2.56%	1.03%	0%	100%	
Total		55.21%	32.48%	8.89%	1.71%	1.03%	0.68%	100%	

**Responses By Section and Question**

Section: Purpose and Direction

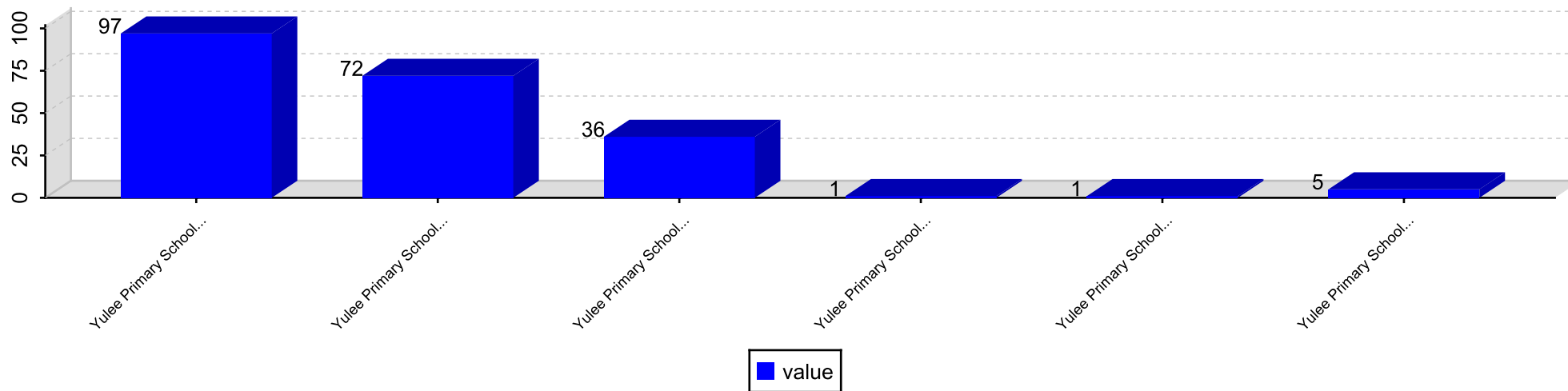
**Responses By Question**

Question 1. Our school's purpose statement is clearly focused on student success.



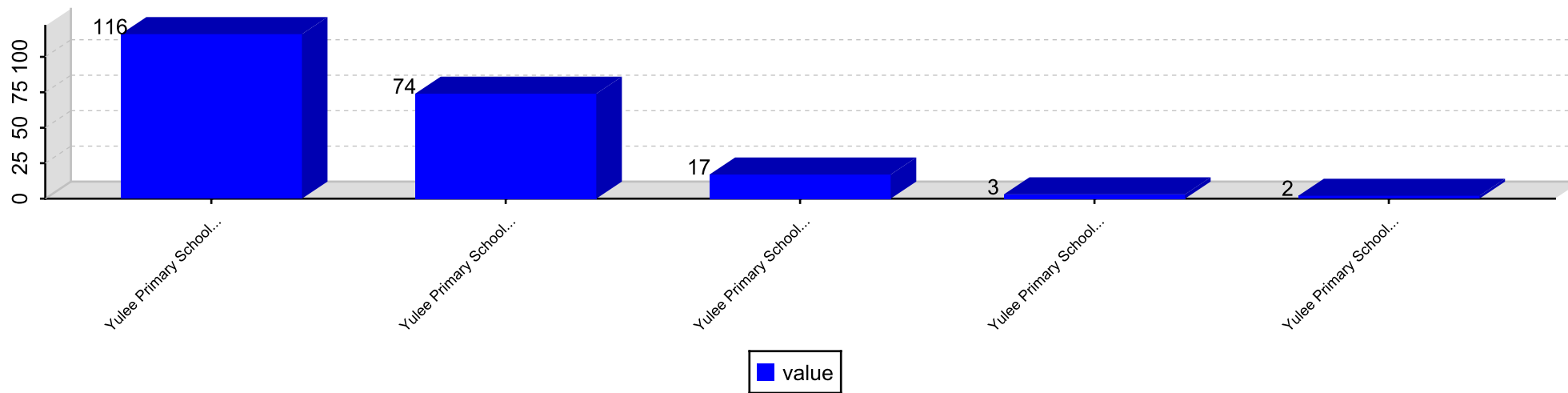
Question 2. Our school's purpose statement is formally reviewed and revised with involvement from parents.

Overall Responses By Question



Question 3. Our school has established goals and a plan for improving student learning.

Overall Responses By Question

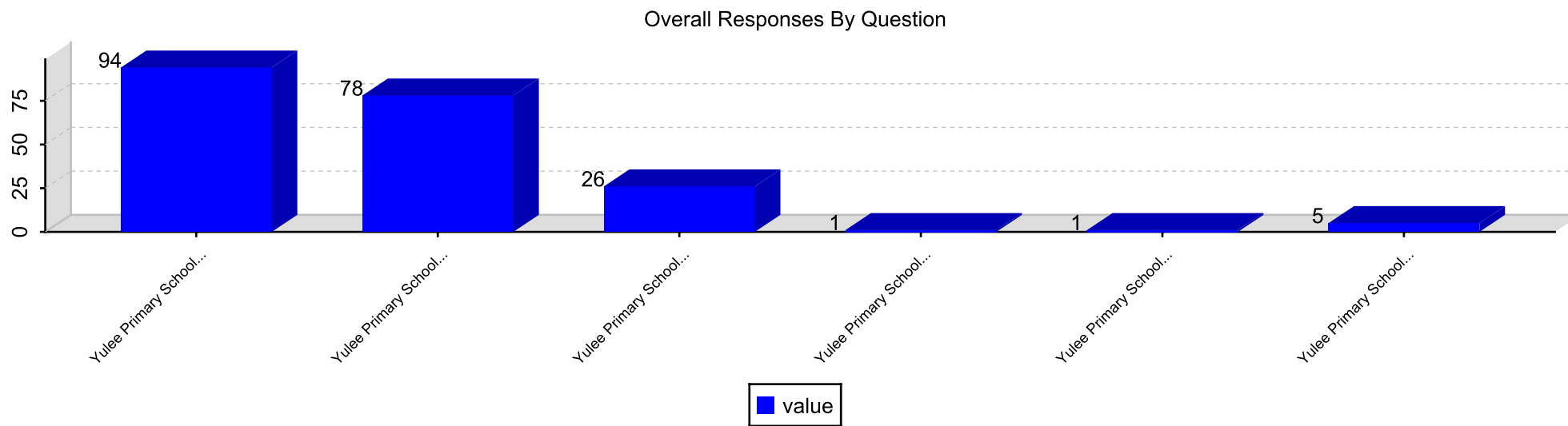




Section: Governance and Leadership

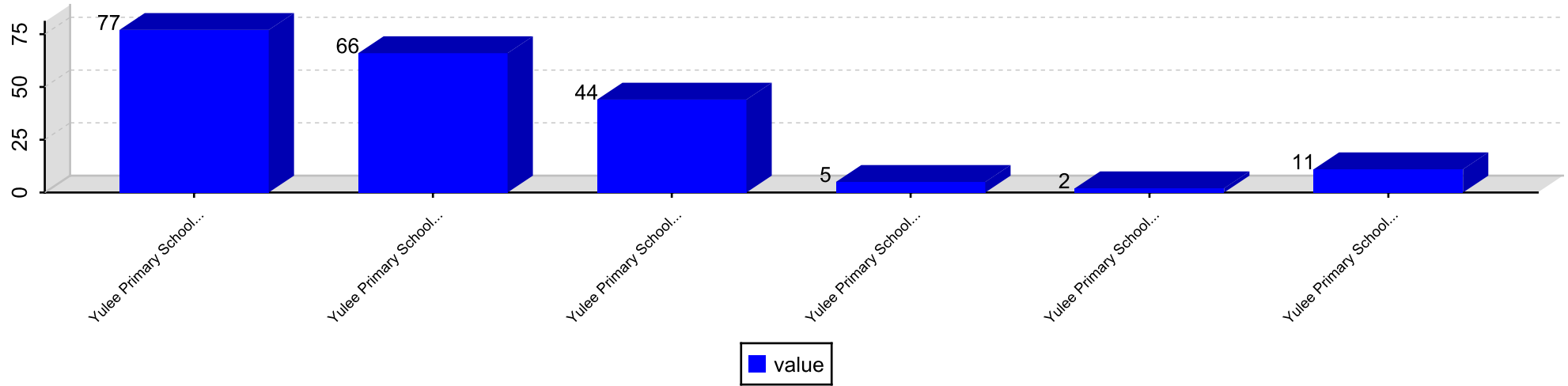
Responses By Question

Question 4. Our school's governing body operates responsibly and functions effectively.



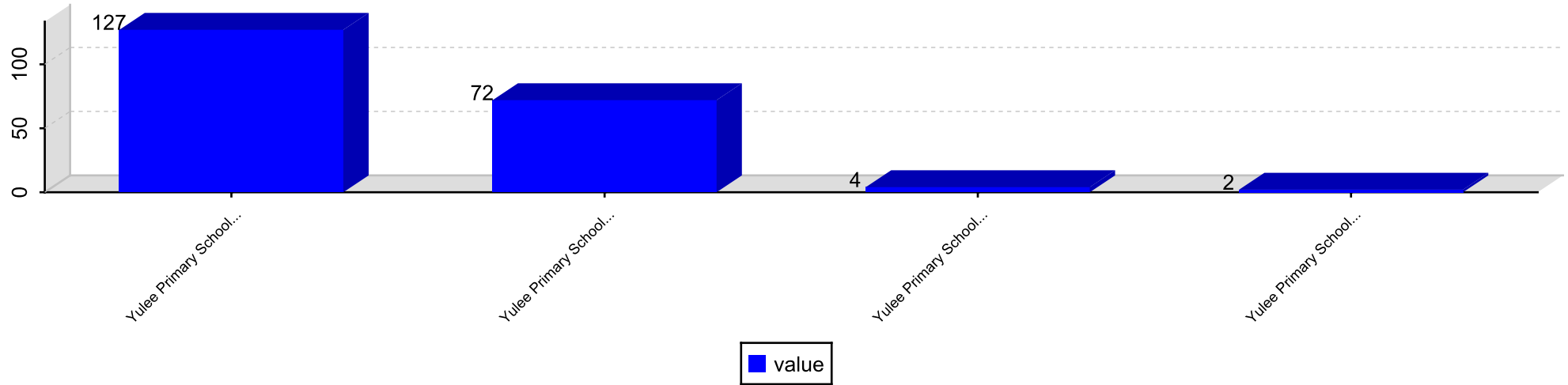
Question 5. Our school's governing body does not interfere with the operation or leadership of our school.

Overall Responses By Question

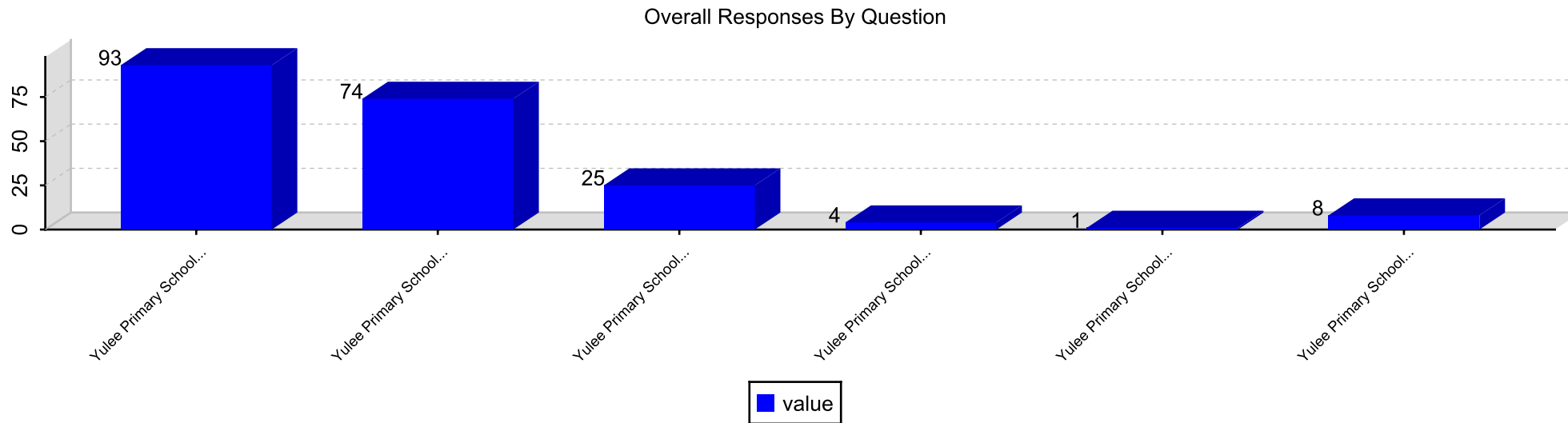


Question 6. Our school has high expectations for students in all classes.

Overall Responses By Question

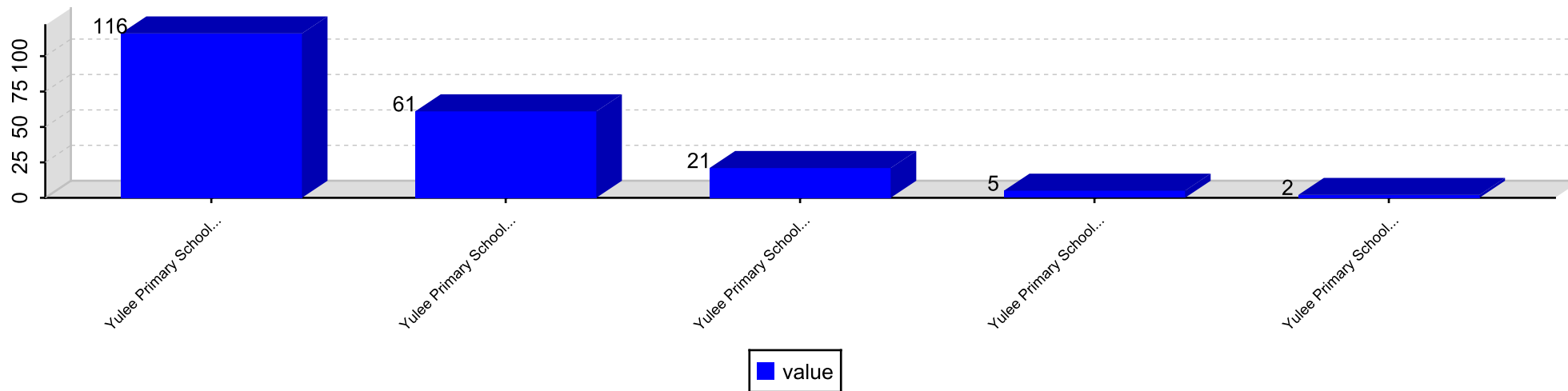


Question 7. Our school shares responsibility for student learning with its stakeholders.



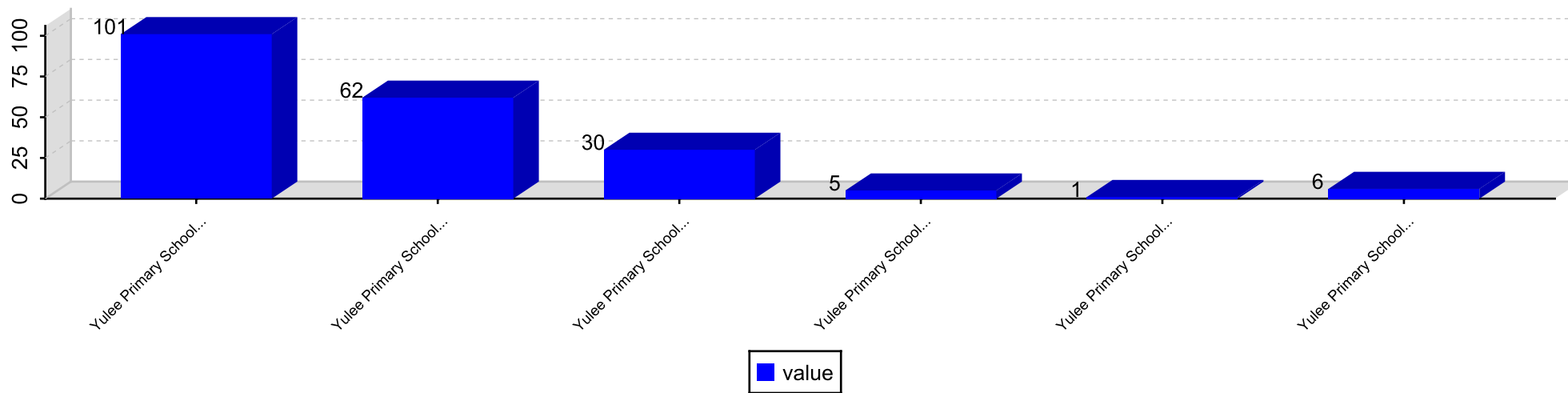
Question 8. Our school communicates effectively about the school's goals and activities.

Overall Responses By Question



Question 9. Our school provides opportunities for stakeholders to be involved in the school.

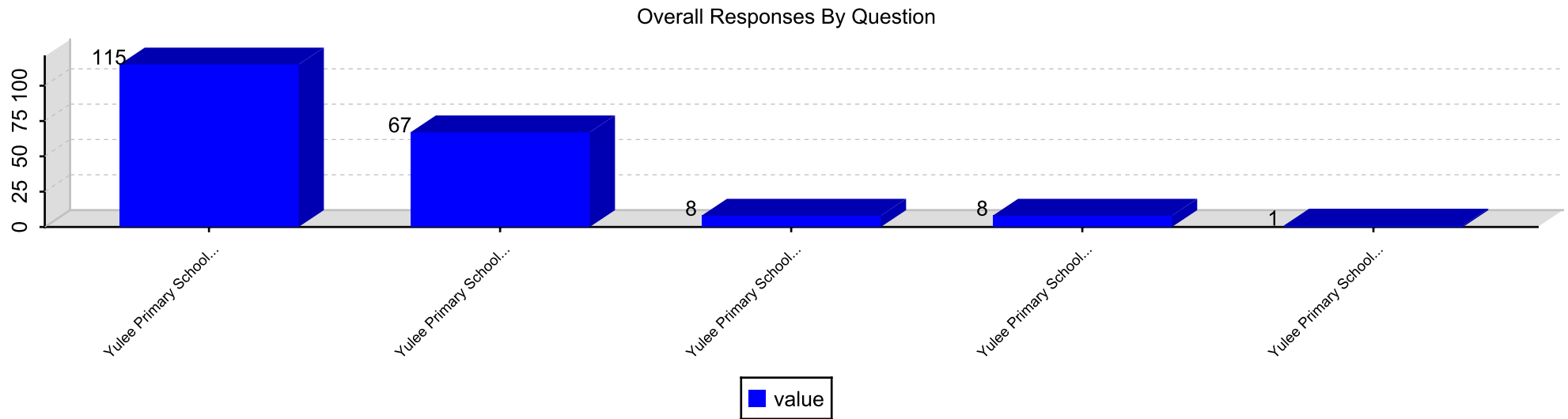
Overall Responses By Question



Section: Teaching and Assessing for Learning

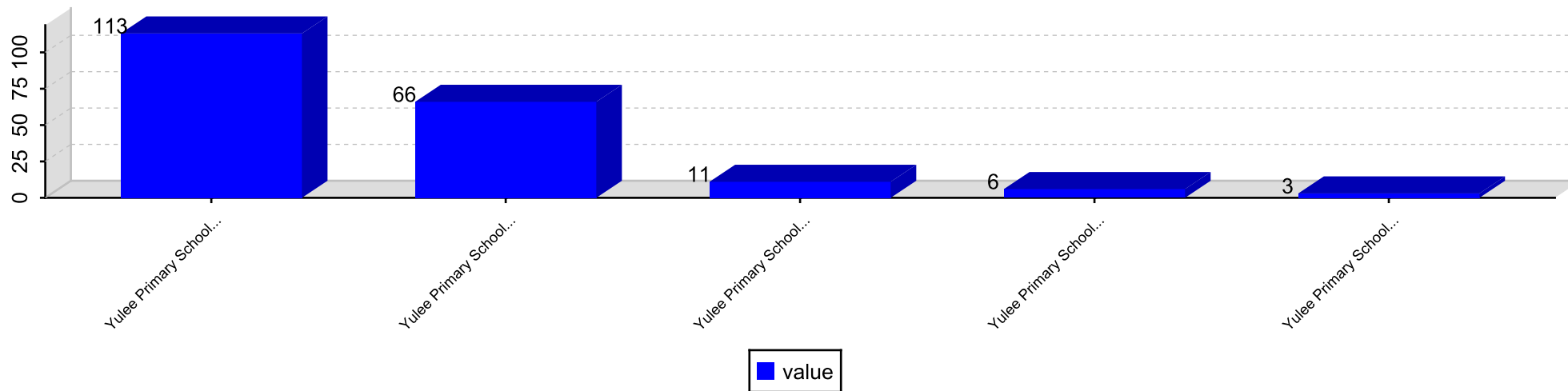
Responses By Question

Question 10. All of my child's teachers provide an equitable curriculum that meets his/her learning needs.



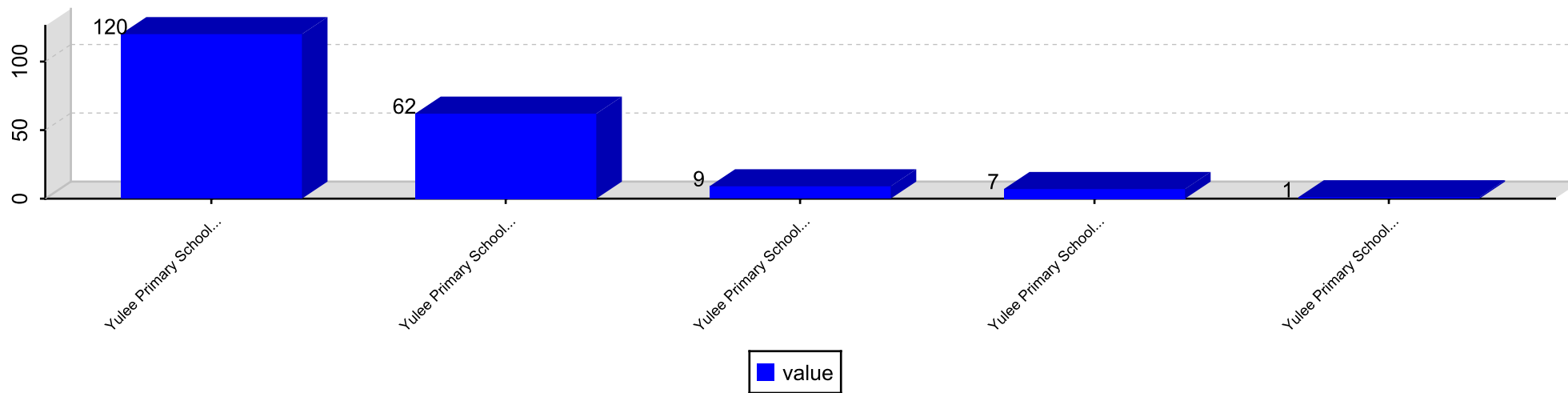
Question 11. All of my child's teachers give work that challenges my child.

Overall Responses By Question

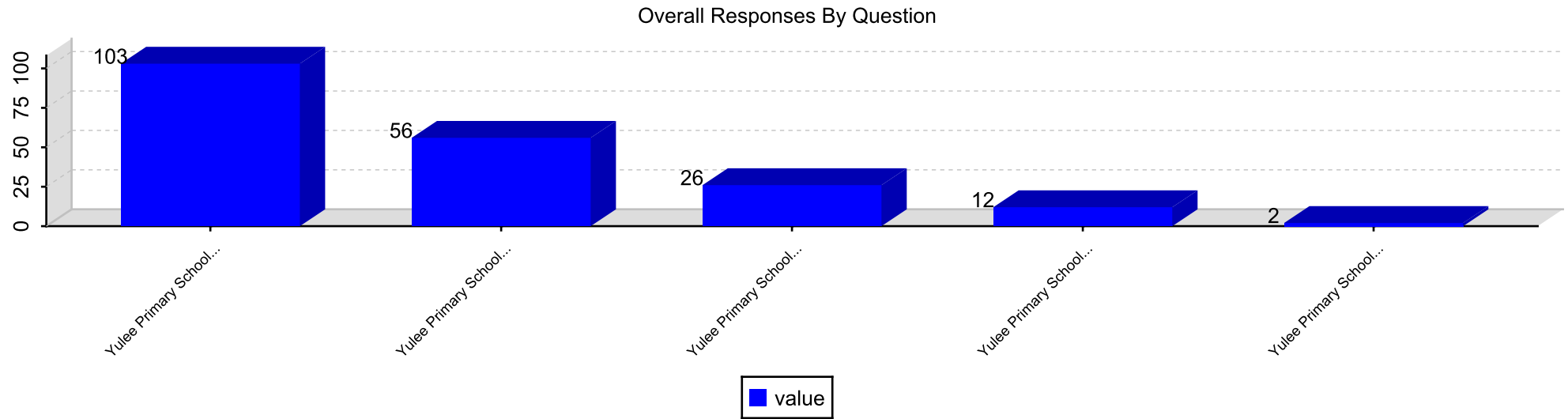


Question 12. All of my child's teachers use a variety of teaching strategies and learning activities.

Overall Responses By Question

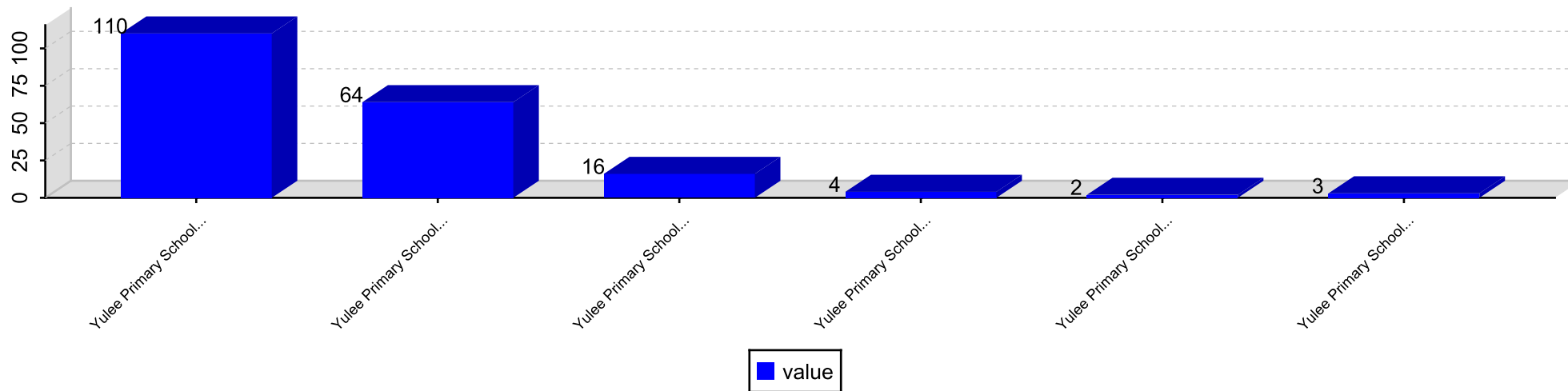


Question 13. All of my child's teachers meet his/her learning needs by individualizing instruction.



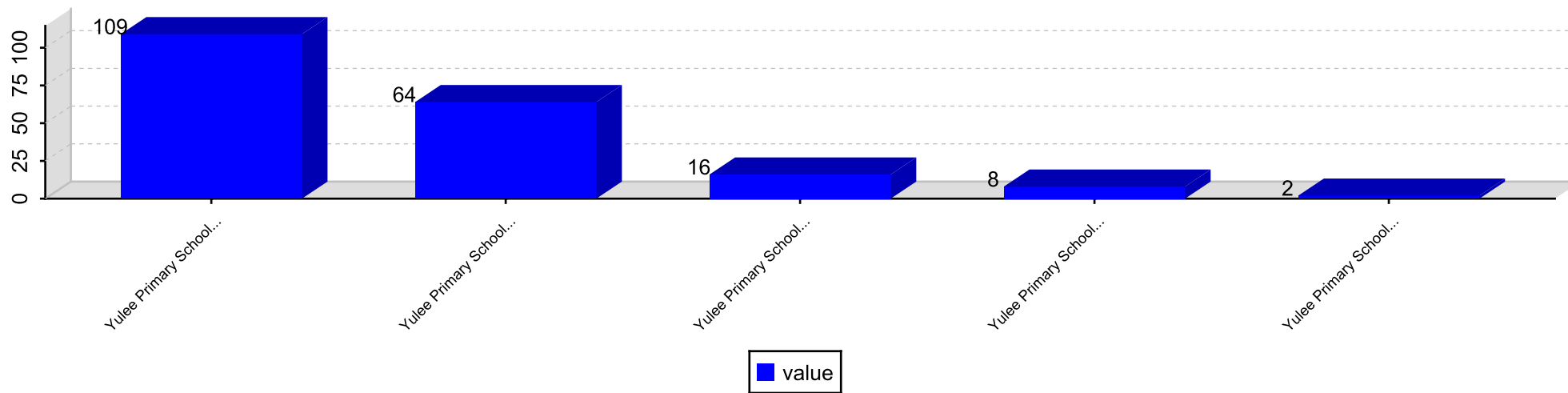
Question 14. All of my child's teachers work as a team to help my child learn.

Overall Responses By Question



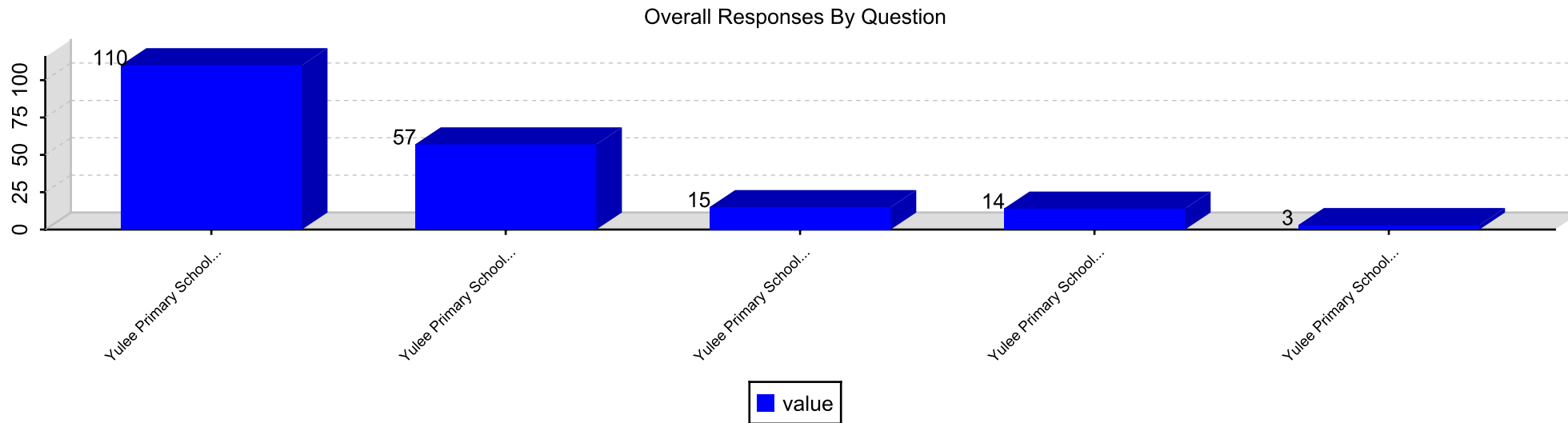
Question 15. All of my child's teachers help me to understand my child's progress.

Overall Responses By Question



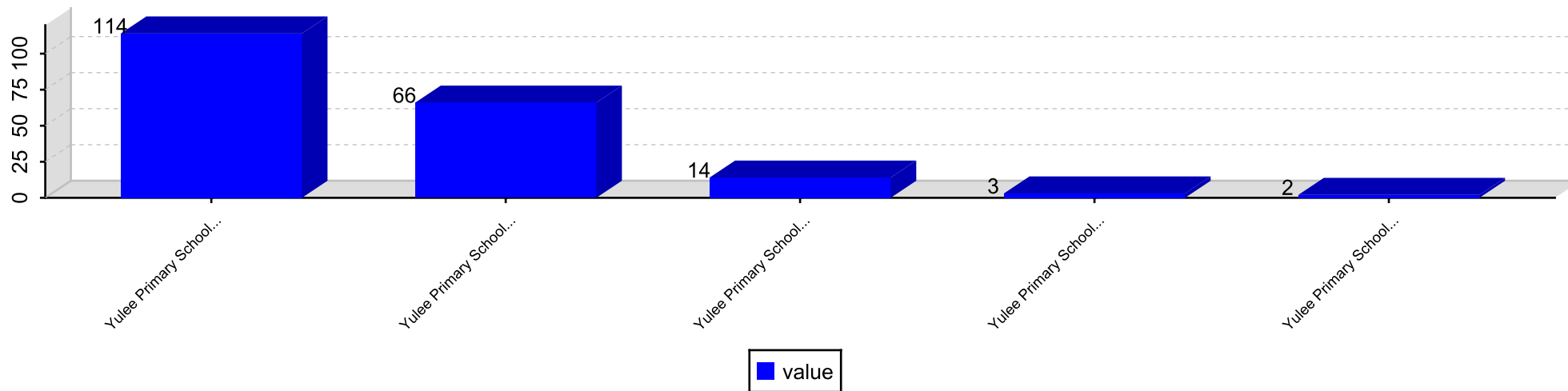


Question 16. All of my child's teachers keep me informed regularly of how my child is being graded.



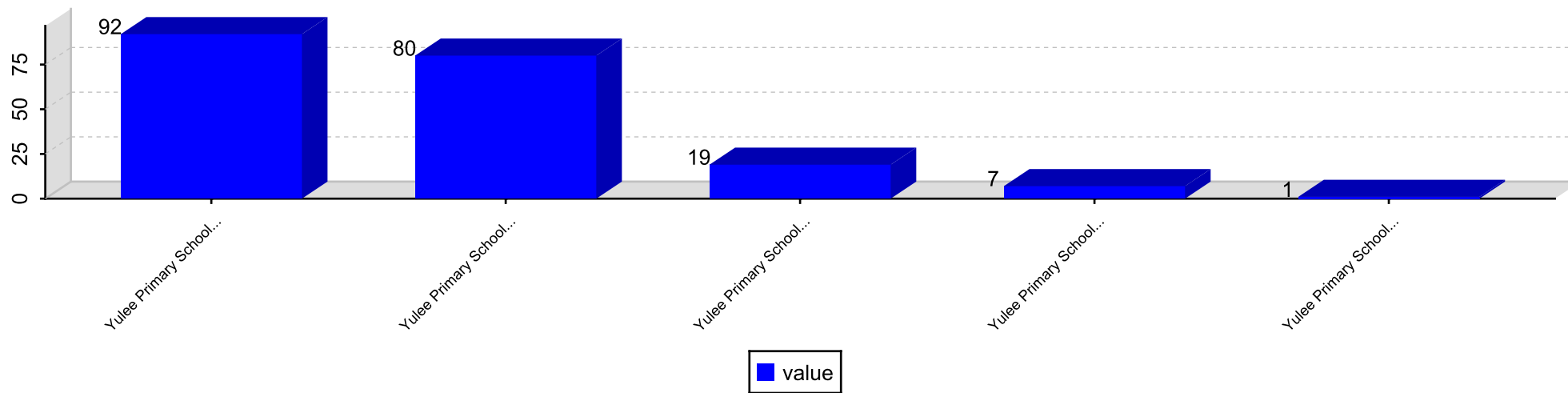
Question 17. All of my child's teachers report on my child's progress in easy to understand language.

Overall Responses By Question

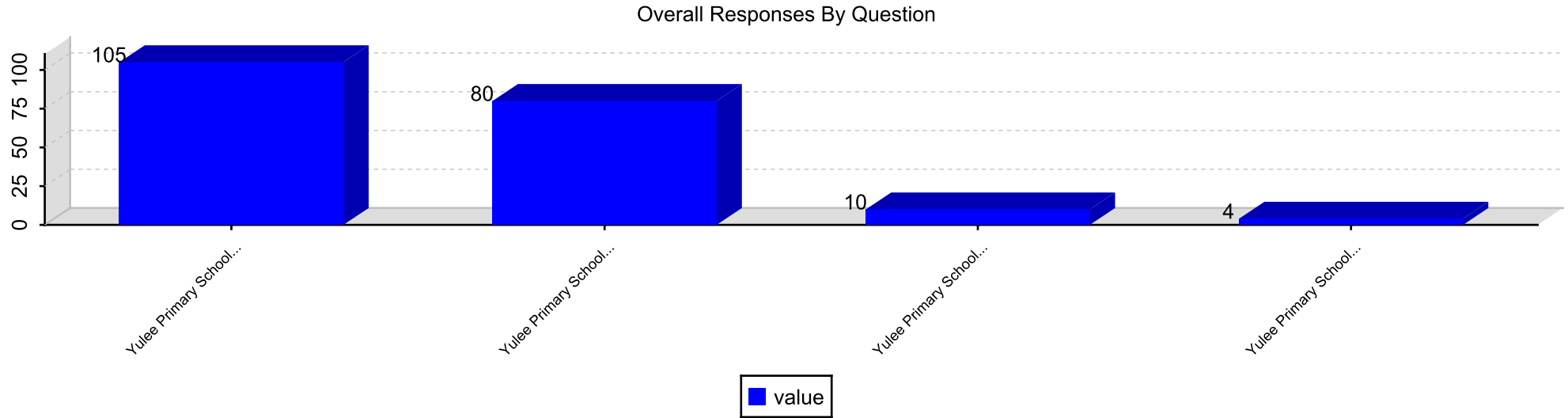


Question 18. My child sees a relationship between what is being taught and his/her everyday life.

Overall Responses By Question

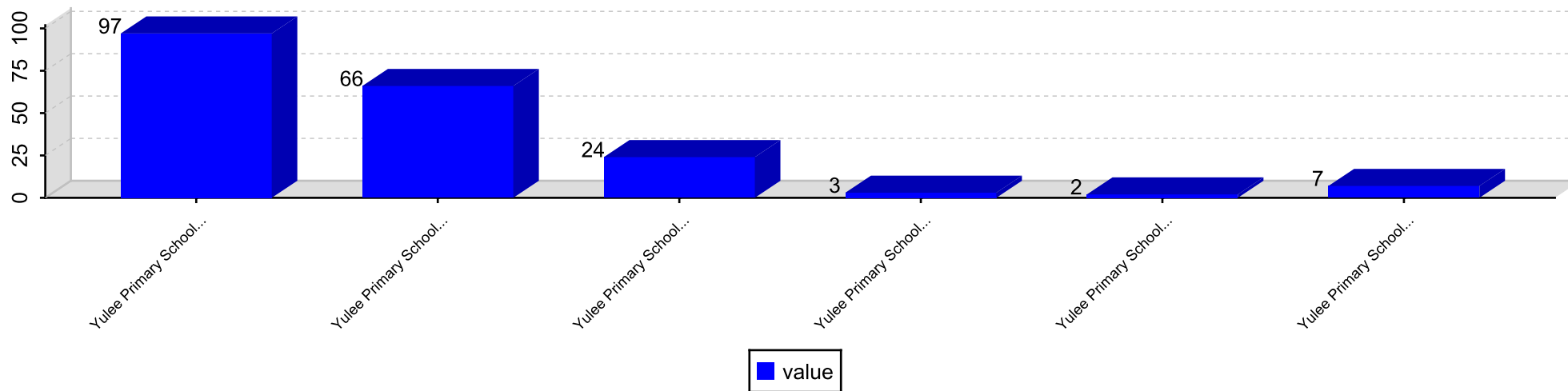


Question 19. My child knows the expectations for learning in all classes.



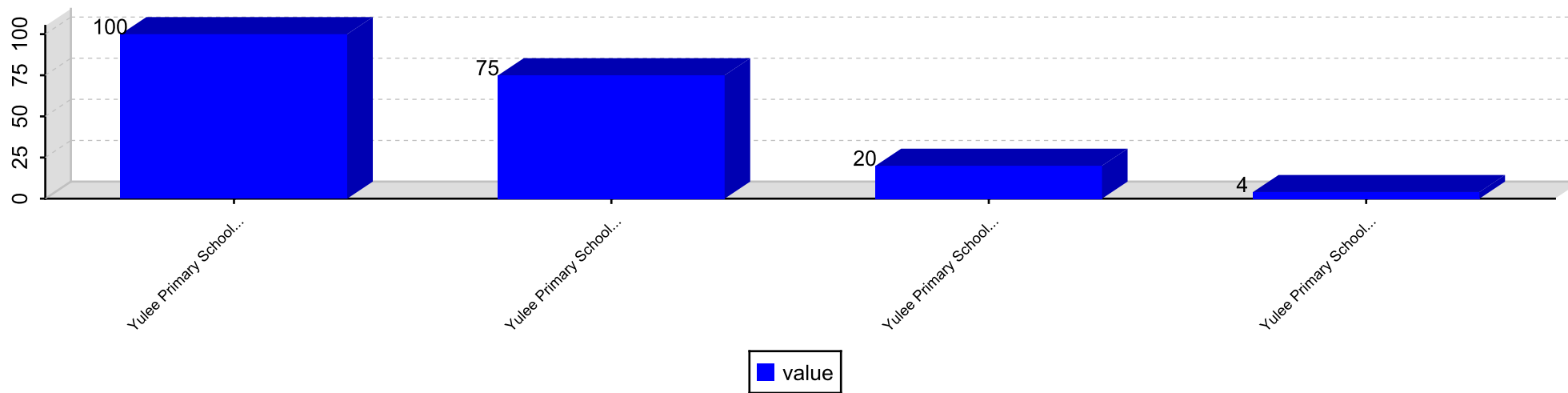
Question 20. My child has at least one adult advocate in the school.

Overall Responses By Question

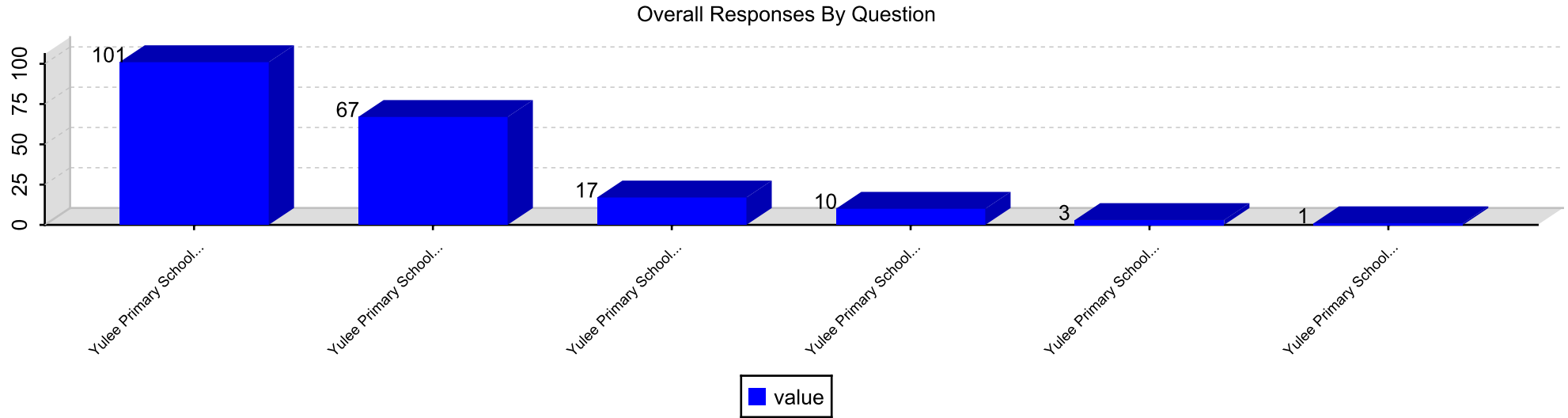


Question 21. My child is given multiple assessments to measure his/her understanding of what was taught.

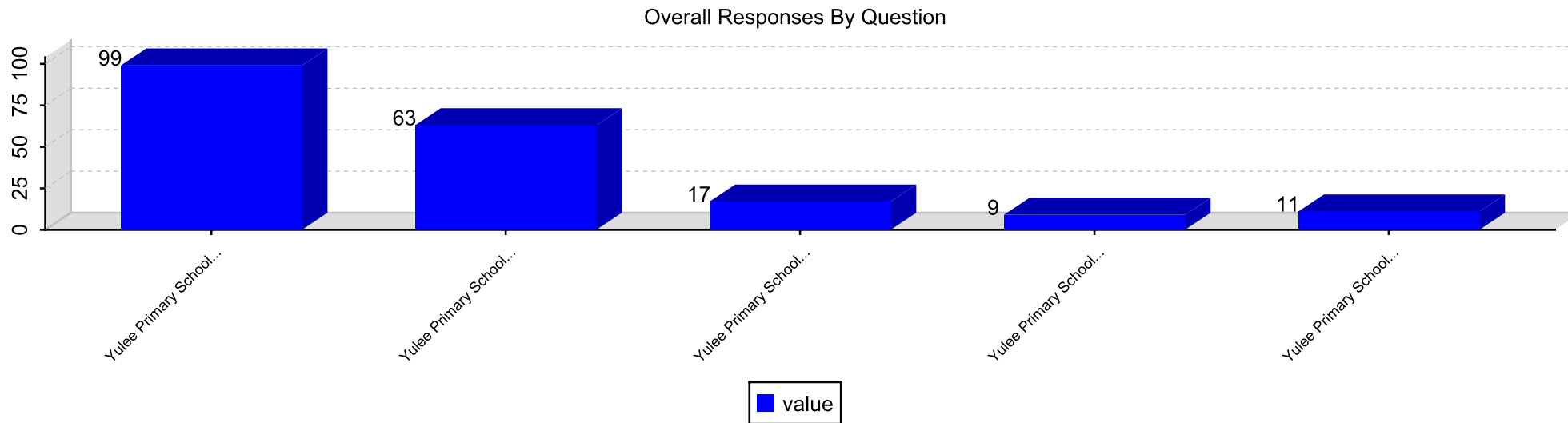
Overall Responses By Question



Question 22. My child has up-to-date computers and other technology to learn.



Question 23. My child has access to support services based on his/her identified needs.

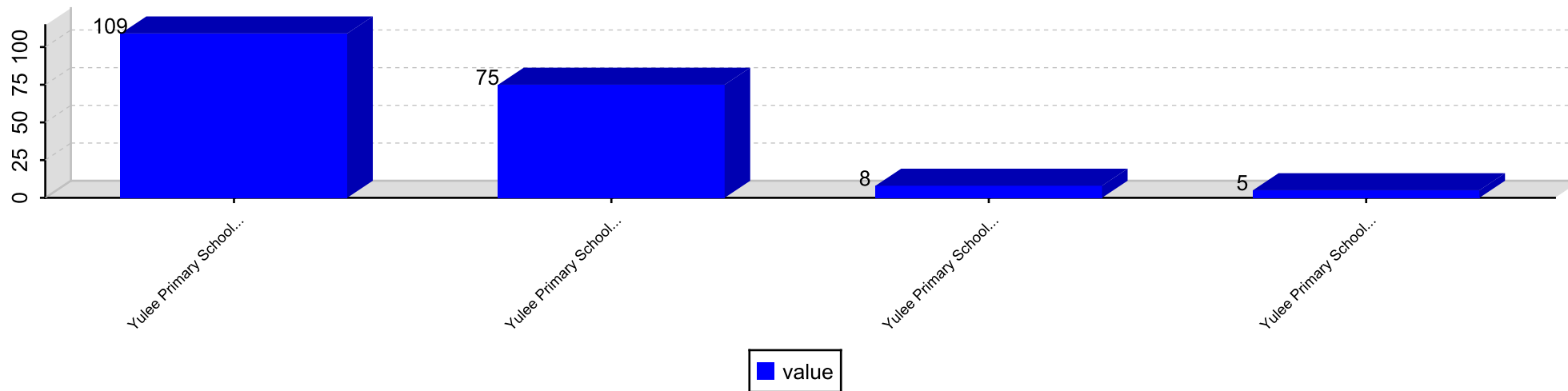


Section: Resources and Support Systems

**Responses By Question**

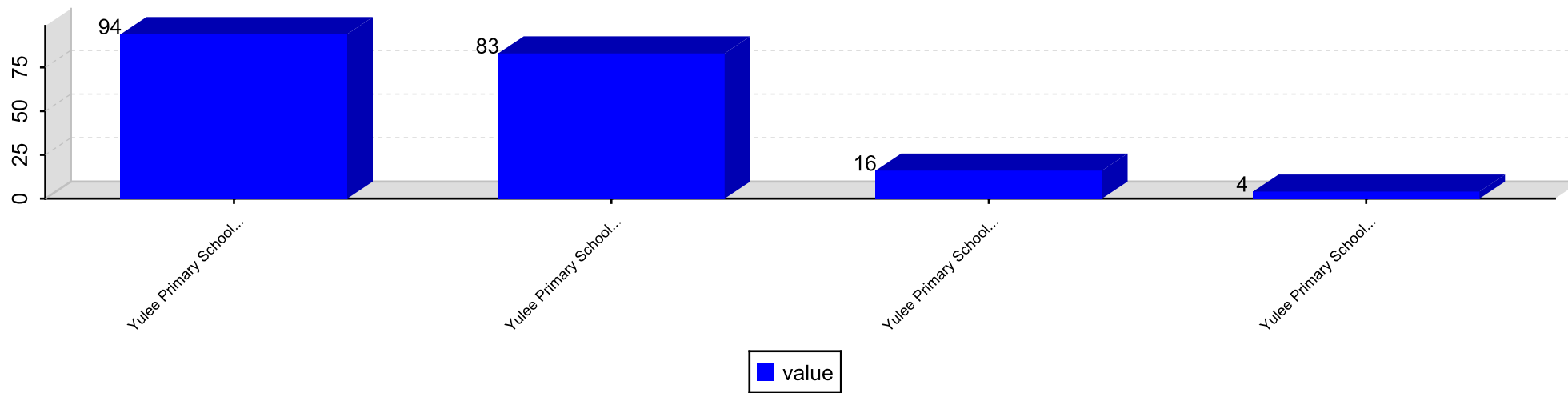
Question 24. Our school provides qualified staff members to support student learning.

Overall Responses By Question

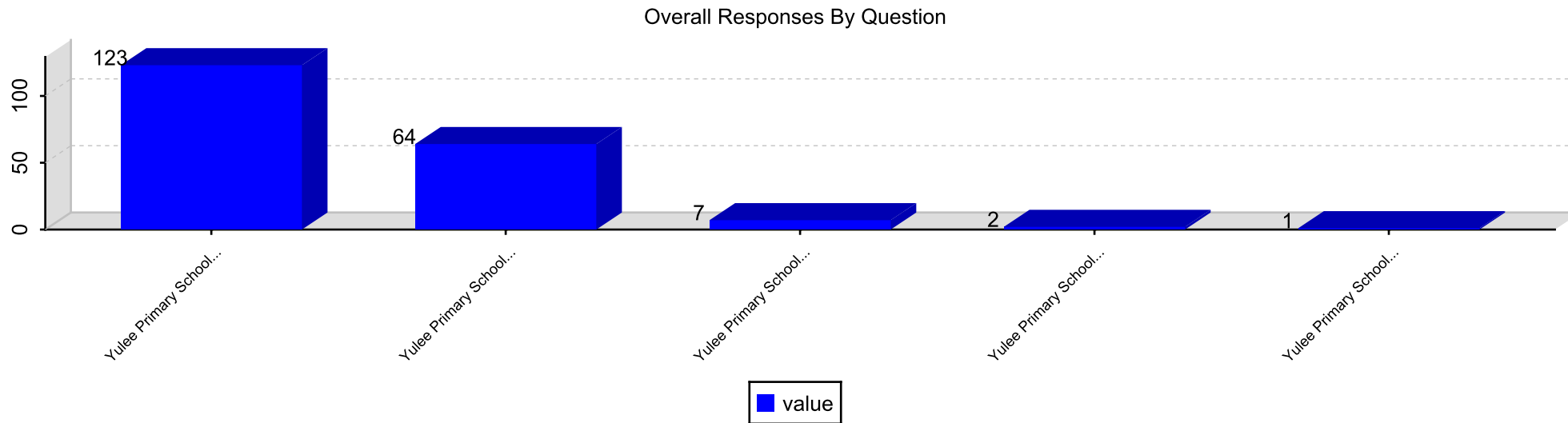


Question 25. Our school provides an adequate supply of learning resources that are current and in good condition.

Overall Responses By Question



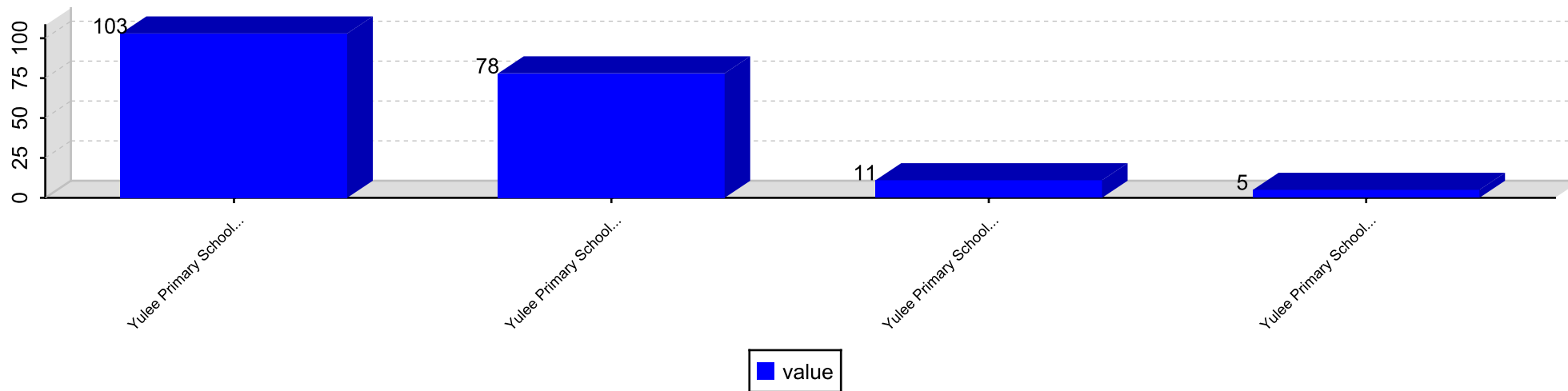
Question 26. Our school provides a safe learning environment.



Question 27. Our school provides students with access to a variety of information resources to support their learning.

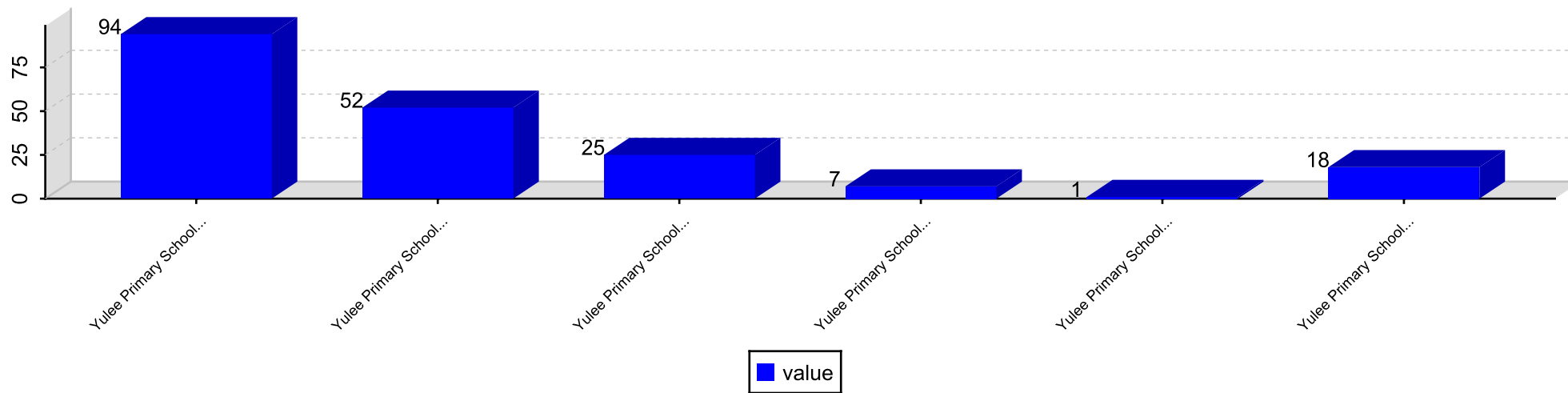


Overall Responses By Question

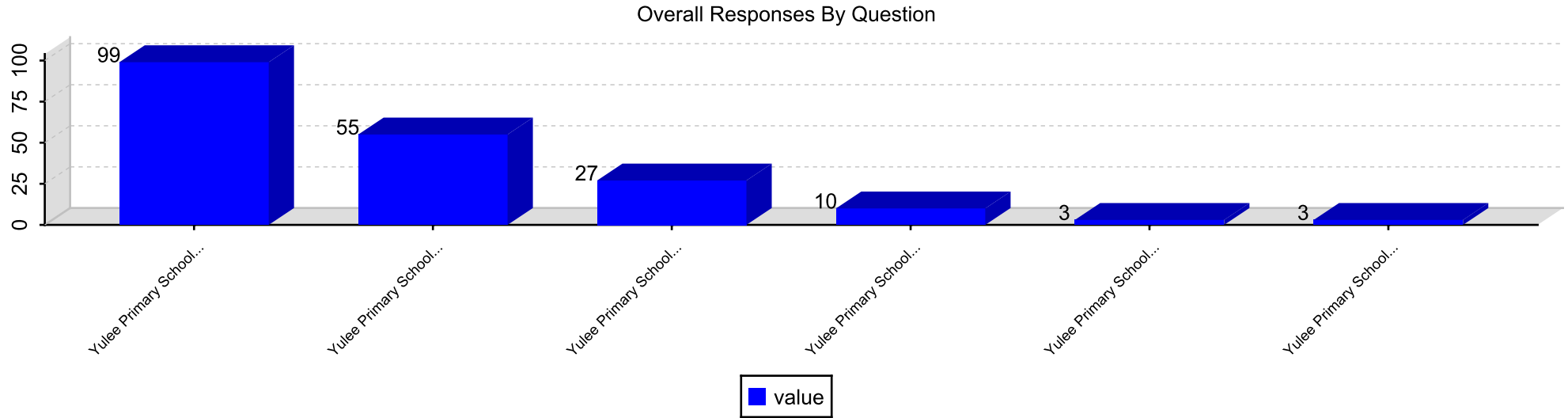


Question 28. Our school provides excellent support services (e.g., counseling, and/or career planning).

Overall Responses By Question

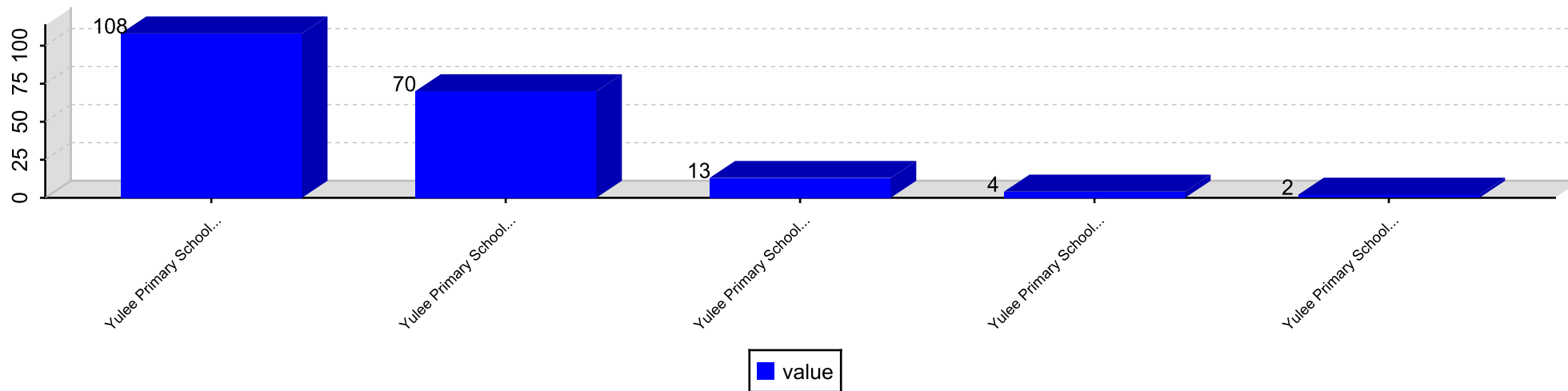


Question 29. Our school provides opportunities for students to participate in activities that interest them.



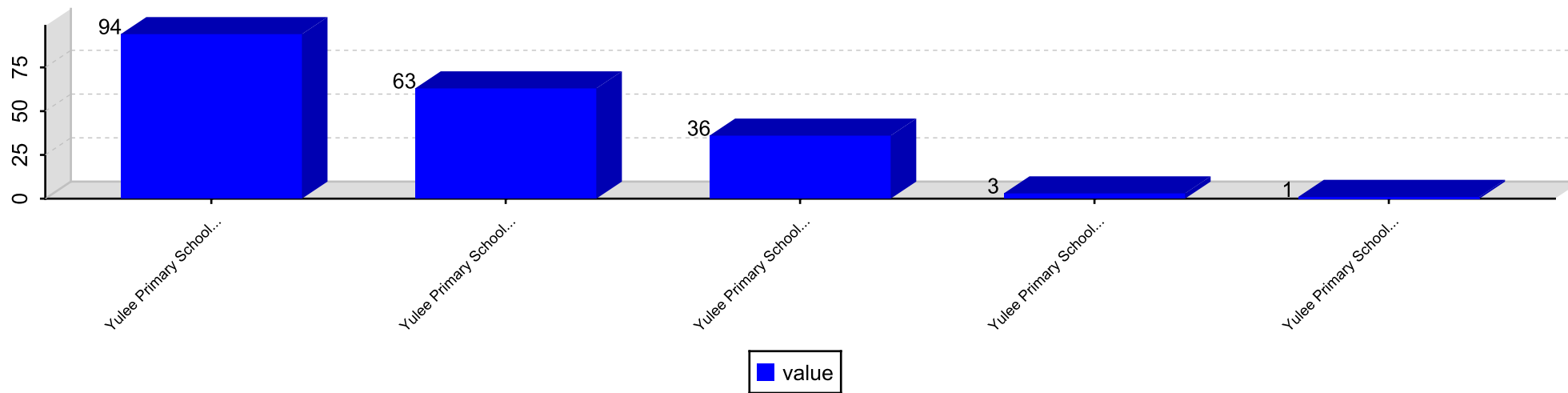
Question 30. Our school ensures that the facilities support student learning.

Overall Responses By Question

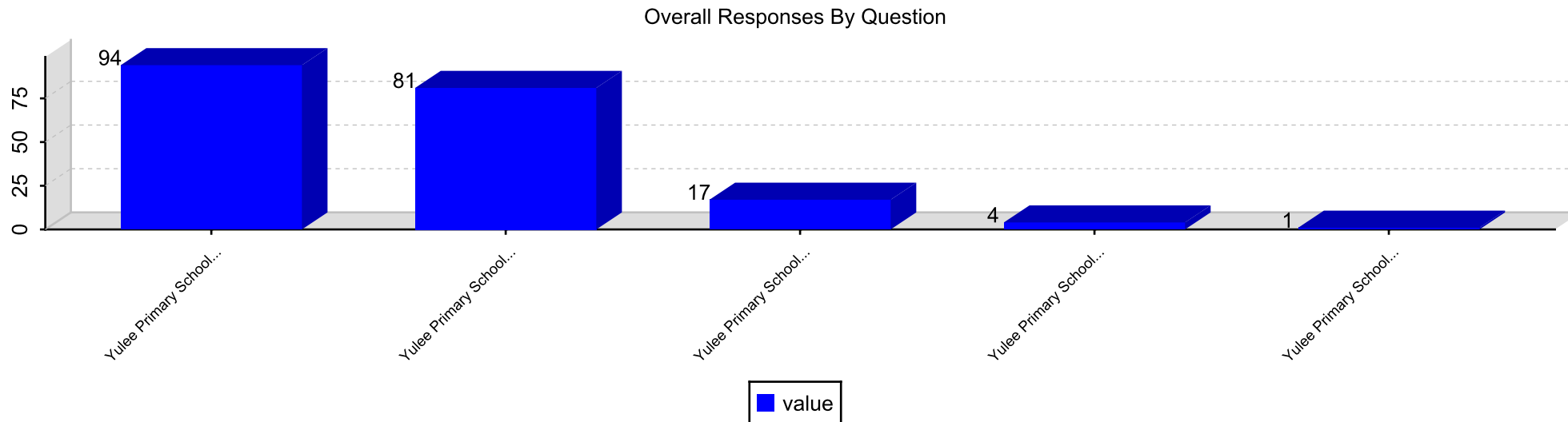


Question 31. Our school ensures the effective use of financial resources.

Overall Responses By Question



Question 32. Our school ensures that instructional time is protected and interruptions are minimized.

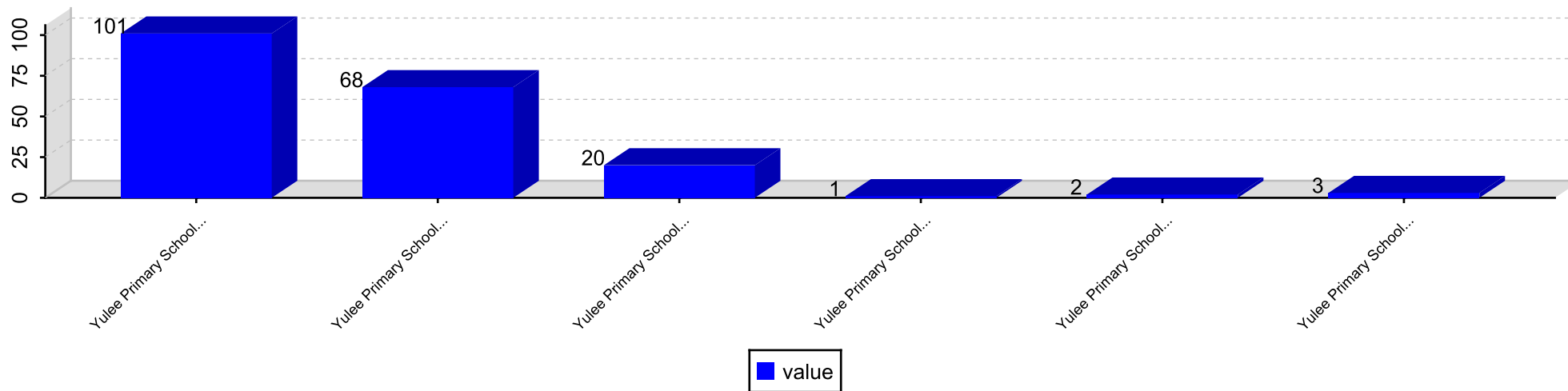


Section: Using Results for Continuous Improvement

**Responses By Question**

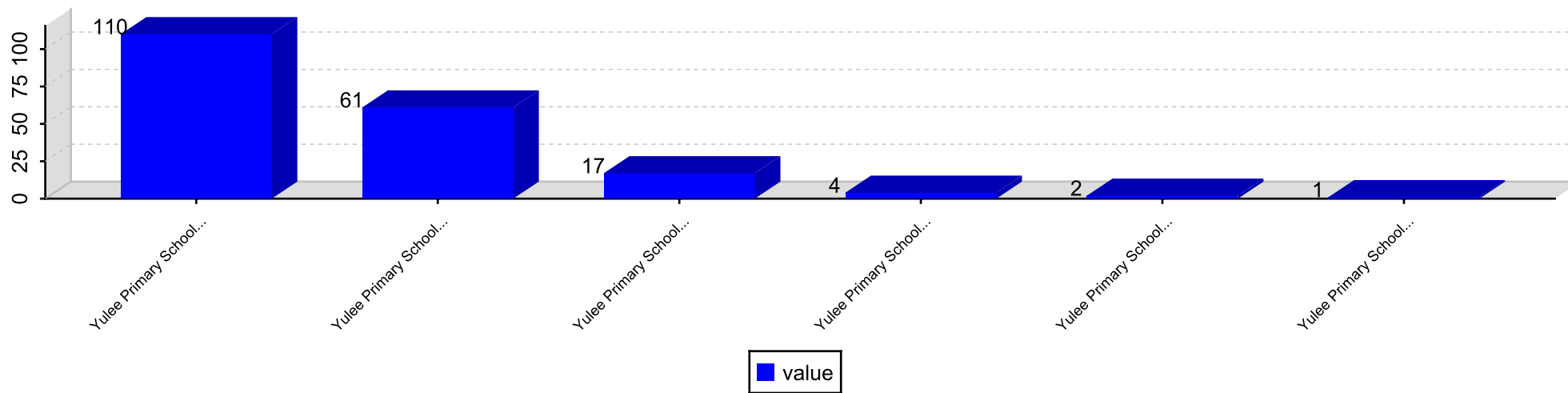
Question 33. Our school ensures that all staff members monitor and report the achievement of school goals.

Overall Responses By Question



Question 34. My child is prepared for success in the next school year.

Overall Responses By Question



Question 35. My child has administrators and teachers that monitor and inform me of his/her learning progress.

